

Fire Safety & the Barbeque



Fire Safety & the Barbeque

- Set the barbeque up away from combustibles
- DO NOT set the barbeque up inside a tent, garage or building



Fire Safety & the Barbeque

- Have an ABC multi-purpose portable fire extinguisher handy



Fire Safety & the Barbeque

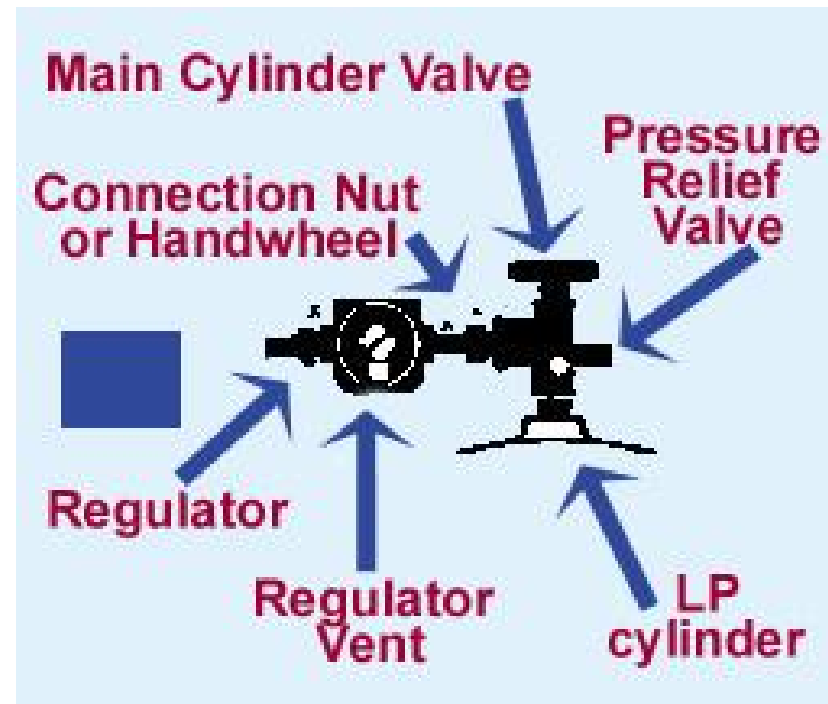
- **Is Propane Dangerous?**
 - used with care, propane is a safe & convenient fuel
 - vapours are heavier than air and gather in low areas
 - propane has a distinctive odour added for your safety
 - propane is stored as a liquid but used as vapour, the cylinder must be kept upright
 - it is imperative that cylinders be filled to no more than 80% capacity

SMELL



Fire Safety & the Barbeque

- Be sure to check the tank before using
 - how old is it?
 - are there visible signs of damage?
 - has it been checked for leaks?



Fire Safety & the Barbeque

- To check for leaks:
 - leave the BBQ valve off and completely open the tank valve.
 - spread soapy water on all fitting and hose
 - if bubbles appear, you have a leak
 - do not use the BBQ until all repairs have been made
 - DO NOT use matches or lighters to check for leaks



Fire Safety & the Barbeque

- Check under the BBQ and around valves for spider or wasp nests that can catch fire or block air flow.



Fire Safety & the Barbeque

- Round or Star Shaped Valves are Obsolete
 - as of January 1st, 2008, all new propane tanks must be equipped with an **O**verfill **P**revention **D**evice (**OPD**)
 - The new valves are triangle shaped.

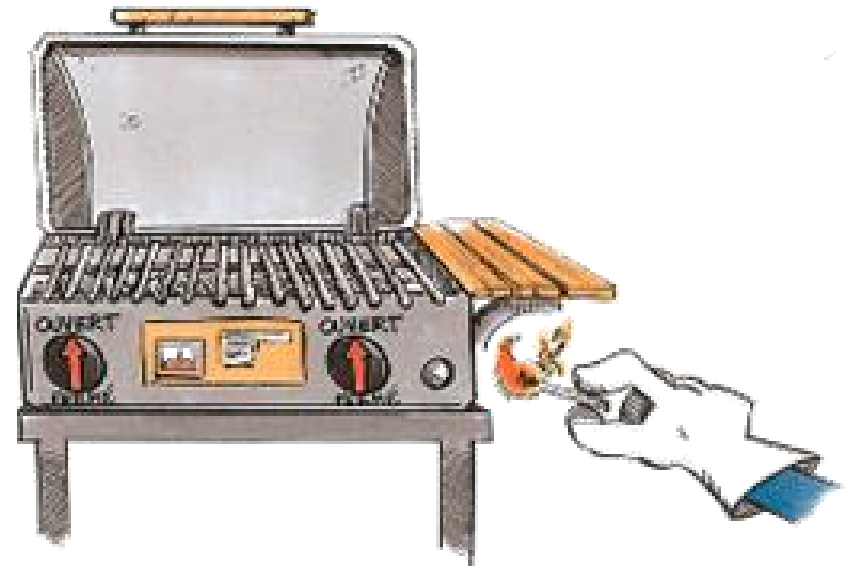


B. Valves with round or star shaped hand are obsolete.



Fire Safety & the Barbeque

- Lighting the BBQ
 - follow manufacturers instructions
 - make sure the lid is open to prevent gas build up
 - light match before opening tank valve
 - Do Not let gas flow if BBQ does not light, the gas can accumulate and explode when you try to light it again



Fire Safety & the Barbeque

- Charcoal Grills
 - Use only lighter fluids that are manufactured for this purpose
 - **Never** use gasoline as a lighter fluid
 - To light briquettes, sprinkler them with charcoal lighter fluid and allow to soak in for approx. 10 minutes before lighting



Fire Safety & the Barbeque

- Remove matches and lighters from the reach of children
- Keep children away and never leave a burning barbeque unattended



Fire Safety & the Barbeque

- **Out of Propane?**

To Refill Tank

- go directly to the refill station and back home
- keep the tank in an upright position
- keep a window open at all times
- make sure your tank is equipped with a safety cap
- never leave a tank in an enclosed space such as the trunk of your car
- DO NOT smoke while transporting or refilling



Fire Safety & the Barbeque

Safety Devices



Transport Safety -
Keep tank in the upright and
secured position



Propane Detector


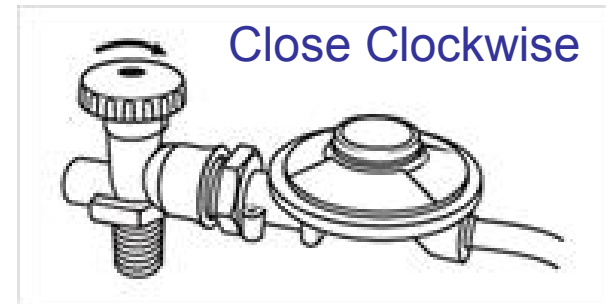
Always use a Safety Cap/Plug
When tank is not in use

Fire Safety & the Barbeque

- **Emergency Action**

Propane Leak

- turn off the cylinder valve
- tell people to leave the immediate area
- eliminate all sources of ignition
- search out the leak with soap and water
- call for help if needed



Fire Safety & the Barbeque

- **Emergency Action**

Barbeque Fire

- turn off the cylinder, then close the BBQ lid
- tell people to leave the immediate area
- If fire is still not going out, call **911**
- use a portable fire extinguisher if you are trained to do so
- use your garden hose to spray water **on the cylinder**, if it can be done safely



Fire Safety & the Barbeque

- When you are finished barbequing, turn off the cylinder valve first and then the controls to burn off excess gas in the lines
- Close the lid to protect the burners from the weather



Fire Safety & the Barbeque

- Never store a Propane Tank inside an enclosed area



Fire Safety & the Barbeque



Bon Appetit!