

Birch Cove Waterfront Urban Design Study

Respondents: 39 displayed, 39 total

Status: Open

Launched Date: 04/15/2009

Closed Date: 05/15/2009

1. What is your age?

		Response Total	Response Percent
under 21		2	6%
21 - 40		11	35%
40 - 60		16	52%
60 +		2	6%
		Total Respondents	31
		(skipped this question)	8

2. Are you

		Response Total	Response Percent
female		17	57%
male		13	43%
		Total Respondents	30
		(skipped this question)	9

3. Approximately how many kilometers do you LIVE from Birch Cove Waterfront Area?

		Response Total	Response Percent
0 - 1 km		9	29%
1 - 2 km		4	13%
2 - 5 km		12	39%
5 - 10 km		4	13%
+10 km		2	6%
		Total Respondents	31
		(skipped this question)	8

4. Approximately how many kilometers do you WORK from Birch Cove Waterfront Area?

		Response Total	Response Percent
0 - 1 km		2	6%
1 - 2 km		1	3%
2 - 5 km		3	10%
5 - 10 km		12	39%
+10 km		8	26%
N/A		5	16%
		Total Respondents	31
		(skipped this question)	8

5. Can you view the Birch Cove Waterfront study area from your house or work?

		Response Total	Response Percent
Yes		10	32%
No		21	68%

Total Respondents 31  
(skipped this question) 8

6. What kinds of uses are best suited for the waterfront?

	Highly Suited	Neutral	Low Suitability	Response Total
<b>Residential</b> (Condominiums, Apartments, Town Homes)	20.83% (5)	37.5% (9)	41.67% (10)	24
<b>Open Space</b> (parks, trails)	100% (25)	0% (0)	0% (0)	25
<b>Commercial</b> (office, retail restaurant)	24% (6)	44% (11)	32% (8)	25
<b>Institutional</b> (Government, churches, schools, etc.)	0% (0)	50% (12)	50% (12)	24
<b>Industrial</b> (Warehousing, wholesale, distribution)	0% (0)	0% (0)	100% (24)	24
<b>Marine Use</b> (marina, ferry terminal, marine uses)	56% (14)	24% (6)	20% (5)	25
<b>Other - Please Specify in Question 12</b>	8.33% (1)	58.33% (7)	33.33% (4)	12
			Total Respondents (skipped this question)	25 14






7. Prioritize the issues you feel need attention on the waterfront.

	1st (highest priority)	2nd	3rd	4th	5th	6th	7th	8th (lowest priority)	Response Total
Public Accessible Waterfront	48% (12)	28% (7)	12% (3)	4% (1)	4% (1)	4% (1)	0% (0)	0% (0)	25
High Quality Design	17.39% (4)	17.39% (4)	26.09% (6)	13.04% (3)	13.04% (3)	13.04% (3)	0% (0)	0% (0)	23
Sustainable Green Design	33.33% (8)	25% (6)	12.5% (3)	12.5% (3)	8.33% (2)	4.17% (1)	0% (0)	4.17% (1)	24
Quality Parks and Open Space	50% (12)	20.83% (5)	4.17% (1)	8.33% (2)	12.5% (3)	0% (0)	4.17% (1)	0% (0)	24
Commercial/Retail Destinations	4.35% (1)	8.7% (2)	8.7% (2)	13.04% (3)	4.35% (1)	26.09% (6)	17.39% (4)	17.39% (4)	23
Height and placement of Buildings	25% (6)	8.33% (2)	8.33% (2)	12.5% (3)	4.17% (1)	12.5% (3)	16.67% (4)	12.5% (3)	24
Traffic	9.09% (2)	22.73% (5)	4.55% (1)	13.64% (3)	9.09% (2)	4.55% (1)	22.73% (5)	13.64% (3)	22
Marine Related Uses	17.39% (4)	17.39% (4)	0% (0)	17.39% (4)	26.09% (6)	4.35% (1)	8.7% (2)	8.7% (2)	23
Other - Please specify in Question 12.	25% (2)	0% (0)	12.5% (1)	37.5% (3)	0% (0)	0% (0)	0% (0)	25% (2)	8
								Total Respondents (skipped this question)	25 14









8. Check all the 'important' public uses you think are necessary to make the waterfront work.

		Response Total	Response Percent
Restaurants		12	48%
Market or Boutique Shopping		10	40%
Residential		9	36%
Destination Park		23	92%
Trail Connection		24	96%
Other, please specify		3	12%
		Total Respondents	25
		(skipped this question)	14

9. How would you get to the waterfront in the future?

		Response Total	Response Percent
Drive		9	36%
Bus		7	28%
Walk		20	80%
Bike		16	64%
Boat		3	12%
Other, please specify		0	0%
		Total Respondents	25
		(skipped this question)	14

10. What would bring you to the waterfront regularly?

		Response Total	Response Percent
Waterfront Boardwalk		22	88%
A Waterfront Restaurant		14	56%
A Destination Park		21	84%
A Marina		6	24%
A Public Building		4	16%
Boutique Shopping		7	28%
Performances		14	56%
Other, please specify		4	16%
		Total Respondents	25
		(skipped this question)	14

11. How important could the Birch Cove Waterfront be as part of the overall community?

		Response Total	Response Percent
Essential		15	60%
Important		10	40%
Irrelevant		0	0%
		Total Respondents	25
		(skipped this question)	14

12. Reflecting back on what you just shared, please list your top three recommendations for the Birch Cove Waterfront. Please be as specific as you can.

Total Respondents	18
(skipped this question)	21