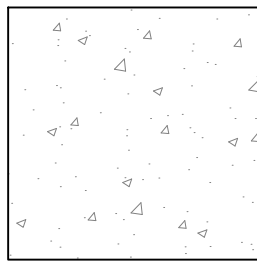




ASPHALT




CONCRETE SIDEWALK



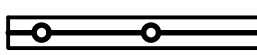
GREEN ROOF



PLANTING BED



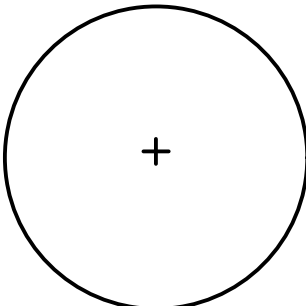
SOD




SEGMENTAL BLOCK
RETAINING WALL
WITH 1.8 M OPAQUE FENCE




CLASS B BIKE PARKING



DECIDUOUS TREE



CONIFEROUS TREE



SHRUBS & PERENNIALS

