T.A. Scott ARCHITECTURE + DESIGN
DRAWING INSPIRATION

A-000	
Project Number	17-073
Date	2018.11.09

1	ISSUED FOR DEVELOPMENT AGREEMENT	2018.11.09

PORTLAND ST. - CHANDLER

ARCHITECTURAL:

A-000 - COVER PAGE
A-001 - ARCHITECTURAL LEGEND
A-100 - DETAILED SITE PLAN
A-101 - SITE PLAN - REFUSE AREAS
A-102 - SITE PLAN - LANDSCAPING
A-103 - SITE PLAN - FIRE TRUCK
A-900 - 3D PERSPECTIVE
A-A100 - BASEMENT LEVEL 2 FLOOR PLAN
A-A101 - LEVEL 1 & BASEMENT 1 FLOOR PLANS
A-A102 - LEVEL 2 & 3 FLOOR PLANS
A-A103 - LEVEL 4 & 5 FLOOR PLANS
A-A104 - LEVEL 6 & ROOF FLOOR PLANS
A-A200 - NORTH & WEST ELEVATIONS
A-A201 - SOUTH & EAST ELEVATIONS
B-A100 - BASEMENT LEVEL 2 FLOOR PLAN
B-A101 - LEVEL 1 & BASEMENT 1 FLOOR PLANS
B-A102 - LEVEL 2 & 3 FLOOR PLANS
B-A103 - LEVEL 4 & 5 FLOOR PLANS
B-A104 - LEVEL 6 & ROOF FLOOR PLANS
B-A200 - NORTH & WEST ELEVATIONS
B-A201 - SOUTH & EAST ELEVATIONS
C-A100 - BASEMENT LEVEL FLOOR PLAN
C-A101 - LEVEL 1 FLOOR PLAN
C-A102 - LEVEL 2 FLOOR PLAN
C-A103 - LEVEL 3 FLOOR PLAN
C-A104 - LEVEL 4 FLOOR PLAN
C-A200 - NORTH & WEST ELEVATIONS
C-A201 - SOUTH & EAST ELEVATIONS
C-A900 - 3D PERSPECTIVE

T.A. Scott ARCHITECTURE + DESIGN
DRAWING INSPIRATION

ABBREVIATIONS:

A.F.F.	ABOVE FINISH FLOOR	M.H	MAN HOLE
A.C.T.	ACOUSTICAL CEILING TILE	M	MIRROR
A/C	AIR CONDITIONING	MAS.	MASONRY
ALUM	ALUMINUM	M.O.	MASONRY OPENING
A.B.	ANCHOR BOLT	MAT'L	MATERIAL
&	AND	MECH	MECHANICAL
APPROX.	APPROXIMATELY	MT'L	METAL
ARCH	ARCHITECTURAL	MIN	MINIMUM
BL	BASE LINE	MISC	MISCELLANEOUS
B.PL.	BASE PLATE	MTG.	MOUNTING
BM	BEAM	N.I.C.	NOT IN CONTRACT
BLK'G	BLOCKING	N.T.S.	NOT TO SCALE
BOT	BOTTOM	NO., #	NUMBER
BRK.	BRICK	OFF.	OFFICE
BLD'G.	BUILDING	O.C., OC	ON CENTER
CPT	CARPET	OPG	OPENING
CLG	CEILING	OPP.	OPPOSITE
CL	CENTER LINE	OZ.	OUNCE
C.T.	CERAMIC TILE	O.D.	OUTSIDE DIAMETER
C.T.C.	CERAMIC TILE COVE	O.F.	OUTSIDE FACE
CR	CHAIR RAIL	O.A.	OVERALL
C.O.	CLEAN OUT	O.H.D.	OVERHEAD DOOR
CLR.	CLEARANCE	OFI	OWNER FURNISHED AND INSTALLED
CLS.	CLOSET		
CHK	COAT HOOK	OFCI	OWNER FURNISHED/ CONTRACTOR INSTALLED
COL.	COLUMN		
CONC	CONCRETE	PTD.	PAINTED
CMU	CONCRETE MASONRY UNIT	PNL.	PANEL
CONSTR.	CONSTRUCTION	P/H	PARTIAL HEIGHT
CONT	CONTINUE	P.F.	PARTICLE FILLED
CONT'D	CONTINUED	PTN	PARTITION
CONT'S	CONTINUOUS	PLAS., PL	PLASTIC
C.J.	CONTROL JOINT	PLAM	PLASTIC LAMINATE
CORR	CORRIDOR	PLUM.	PLUMBING
CRS.	COURSE	LB.	POUND
C/H	COUNTER HEIGHT	P.S.I.	POUNDS/ SQUARE INCH
DEP'T	DEPARTMENT	P.S.F.	POUNDS/ SQUARE FOOT
DEP	DEPRESSION	PREF.	PREFINISHED
DIAG	DIAGONAL	P.M.	PRESSED METAL
DIM	DIMENSION	PROP.	PROPERTY/ PROPOSED
DR.	DOOR	Q.T.	QUARRY TILE
D.L.	DOCK LEVELER	Q.T.C.	QUARRY TILE COVE
D.S.	DOWN SPOUT	R	RADIUS/ RISER
DWG.	DRAWING	R.B.C.	RUBBER BASE COVE
D.W.	DRYWALL	R.B.S.	RUBBER BASE STRAIGHT
EA.	EACH	REC	RECEPTICAL/ ELECTRICAL
ELEC.	ELECTRICAL	RTPH	RECESSED TOILET PAPER HOLDER
ELE.	ELEVATION		
ELEV.	ELEVATOR	REF	REFERENCE
E.M.R.	ELEVATOR MACHINE ROOM	REINF	REINFORCE(ING)
ENCL.	ENCLOSURE	REM	REMOVE
ENG.	ENGINEER	REQ'D	REQUIRED
ENT	ENTRANCE	REV.	REVISION/ REVERSE
EQ	EQUAL	R.F.	RIGID FRAME
EQUIP	EQUIPMENT	RD.	ROAD
EXIST	EXISTING	R.D.	ROAD DRAIN
EXP	EXPOSED	R.W.L.	RAIN WATER LEADER
E.J.	EXPANSION JOINT	RGH.	ROUGH
EXT	EXTERIOR	SECT	SECTION
F.B.	FACE OF BRICK	S.S.	SERVICE SINK
F.W.	FIELD WELD	S/S	STAINLESS STEEL
FIN.	FINISH	SH.V.	SHEET VINYL
F.E.C.	FIRE EXTINGUISHER CABINET	S.W.	SHOP WELD
F.H.C.	FIRE HOSE CABINET	SL.DR.	SLIDING DOOR
FLASH'G	FLASHING	S.C.	SOLID CORE
FLR	FLOOR	S.D.	SOAP DISPENSER
FD.	FLOOR DRAIN	S.N.D.	SANITARY NAPKIN DISPOSAL
FLR'G	FLOORING	SPEC.	SPECIFICATION
FLUOR.	FLUORESCENT	SPR.	SPRINKLER
FT (')	FEET	SQ.FT.	SQUARE FEET
FTG	FOOTING	STD.	STANDARD
F.R.	FIRE RATING	ST'L	STEEL
FRT	FIRE RETARDENT TREATED	STRUC.	STRUCTURAL
FDN	FOUNDATION	SUSP	SUSPENDED
F/H	FULL HEIGHT	SYMM.	SYMMETRICAL
GA.	GAUGE	TELE	TELEPHONE
GAL.	GALVANIZED	TLB	THOUSAND POUND
G.C.	GENERAL CONTRACTOR	THR'D	THRESHOLD
GL.	GLASS	THRU	THROUGH
GB	GRAB RAIL/GRAB BAR	TOIL.	TOILET
GWB	GYPSUM WALLBOARD	TB	TOWEL BAR
HDCP	HANDICAP	TRU-GLZ	TRU-GLAZE
HDWR	HARDWARE	T.	TREAD
H.D.	HEAVY DUTY	TBD	TO BE DETERMINED
HT.	HEIGHT	T.P.D	TOILET PAPER DISPENSER
H.P.	HIGH POINT	TYP.	TYPICAL
H.C.	HOLLOW CORE	UC.	UNDERCUT
H.M.	HOLLOW METAL	UNF	UNFINISHED
HORIZ.	HORIZONTAL	V.P.	VENT PIPE
H.B.	HOSE BIB	VERT.	VERTICAL
H.W.H.	HOT WATER HEATER	VIN.	VINYL
HUMI.	HUMIDGUARD CEILING	VCT	VINYL COMPOSITION TILE
IN. (")	INCHES	V.O.S.	VERIFY ON SITE
INFO	INFORMATION	V.T.R.	VENT THRU ROOF
INSUL.	INSULATION	W'SCT.	WAINSCOT
INT	INTERIOR	WR	WASHROOM
K.PL.	KICK PLATE	W/C	WATER CLOSET
K.D.	KNOCK DOWN	WT	WEIGHT
LBL.	LABEL	W.W.F.	WELDED WIRE FABRIC
LAV.	LAVATORY	W.G.	WIRE GLASS
LG	LENGTH	W.M.	WIRE MESH
LVR.	LOUVER	W/	WITH
L.P.	LOW POINT	W/O	WITHOUT
		WD.	WOOD

GENERAL NOTES:

SYMBOLS LEGEND

SYMBOL	DESCRIPTION
	New construction. Refer to partition types.
X	Column Line.
106	Room Number.
XXXXX	Finish Designations. Refer to Finish Schedule.
X	Keynote Symbol. Refer to Keynote Legend.
XXX	Door Number. Refer to Door Schedule.
X	Window Type Symbol.
X	Partition Type Symbol. Refer to Partition Types.
XX XXX	Detail Number. Sheet Number Where Detail is Located.
XX XXX	Building Section Number. Sheet Number Where Section is Located.
XX XXX	Wall Section Number. Sheet Number Where Elevation is Located.
XX	Detail Section Number.
XX XXX	Building Elevation Number. Sheet Number Where Section is Located.
XX XXX	Building Elevation Number. Sheet Number Where Elevation is Located.
XX XXX	Interior Elevation Number. Sheet Number Where Section is Located.
XX XXX	Interior Elevation Number. Sheet Number Where Section is Located.
XX	Enlarged Detail Elevation Number.
FEC	Recessed fire extinguisher cabinet w/ vision panel.

No.	Description	Date
1	ISSUED FOR DEVELOPMENT AGREEMENT	2018.11.09

Issue Schedule

No.	Description	Date

Revision Schedule

PORTLAND ST. - CHANDLER

ARCHITECTURAL LEGEND

Project Number	17-073
Date	2018.11.09
Drawn By	LAB + SG
Checked By	TAS

A-001

Scale 1/2" = 1'-0"

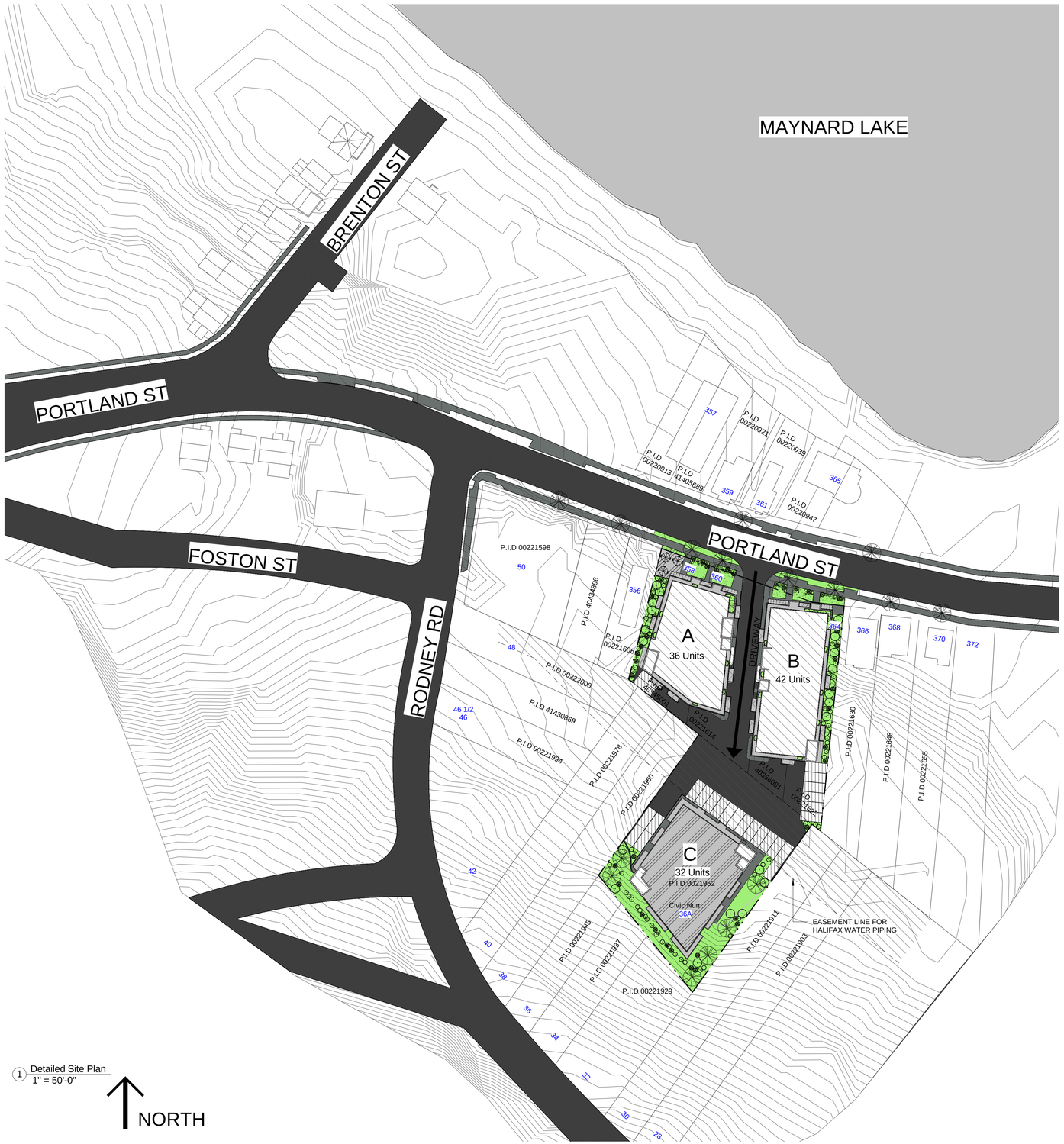

1 Detailed Site Plan
1" = 50'-0"

NORTH

T.A. Scott ARCHITECTURE + DESIGN
DRAWING INSPIRATION

BUILDINGS	A	B	C
Number of Levels	6	6	4
Underground Parking Spaces	29	43	18
Outdoor Parking Spaces	2	6	17
Commercial Units	3	3	0
Residential Units	36	42	32
Bachelor Units	10	9	2
1 Bedroom Units	7	13	15
1 Bedroom + Den	8	6	7
2 Bedroom Units	10	11	2
2 Bedroom + Den	1	3	6
Commercial Space Square Footage	3319.80 SF	3015.88 SF	0
Amenity Space Square Footage	2983 SF	1464 SF	8736 SF
Building Gross Square Footage	7725.17 SF	8642.98 SF	8000.72 SF
Lots Area Square Footage	13336.49 SF	13336.49 SF	26253.18 SF
TOTAL NUM. OF RESIDENTIAL			110 Units
TOTAL NUM. OF PARKING			115 Spaces

No.	Description	Date
1	ISSUED FOR DEVELOPMENT AGREEMENT	2018.11.09

Issue Schedule

No.	Description	Date

Revision Schedule

PORTLAND ST. - CHANDLER

DETAILED SITE PLAN

Project Number	17-073
Date	2018.11.09
Drawn By	HA
Checked By	TAS

A-100

Scale 1" = 50'-0"

LEGEND:

- LANDSCAPING
- DRIVEWAY
- PARKING
- CONCRETE
- REFUSE AREA
- PROPERTY LINE

Color Legend
1/4" = 1'-0"

1 Site Plan - Refuse Areas Locations
3/64" = 1'-0"

T.A. Scott ARCHITECTURE + DESIGN
DRAWING INSPIRATION

No.	Description	Date
1	ISSUED FOR DEVELOPMENT AGREEMENT	2018.11.09

Issue Schedule

No.	Description	Date

Revision Schedule

PORTLAND ST. - CHANDLER

SITE PLAN - REFUSE AREAS

Project Number	17-073
Date	2018.11.09
Drawn By	HA
Checked By	TAS

A-101

Scale: As indicated

T.A. Scott ARCHITECTURE + DESIGN
DRAWING INSPIRATION

LEGEND:

- LANDSCAPING
- PLANTING BED
- BUILDING ROOF
- BUILDING PATIO
- BUILDING TERRACE
- BUILDING BALCONY
- CONCRETE
- DRIVEWAY
- PARKING
- RETAINING WALLS
- DECIDUOUS TREE - MAPLE
- CONIFER TREE
- SHRUB PLANTING
- PROPERTY LINE

Landscape Legend
1/4" = 1'-0"

AMENITY	AREA SF
GYM A101 & C105	2309 SF
Party Room A103	873 SF
Amenity Rooms A105 B101 & B106	2202 SF
Landscaping	10184 SF
Outdoor Patio Bldg A	508 SF
Rooftop Patio Bldg C	7000 SF

BUILDINGS	A	B	C
Rooftops	6634 SF	7392 SF	662 SF
Terraces	1215 SF	1516 SF	1084 SF
Balconies	1754 SF	2204 SF	1469 SF
Landscaping	2436 SF	2801 SF	4947 SF
Patios	508 SF	0	7000 SF
Exterior Parking	300 SF	1087 SF	3023 SF

1 Site Plan - Landscaping
3/64" = 1'-0"

No.	Description	Date
1	ISSUED FOR DEVELOPMENT AGREEMENT	2018.11.09

Issue Schedule

No.	Description	Date

Revision Schedule

PORTLAND ST. - CHANDLER

SITE PLAN - LANDSCAPING

Project Number	17-073
Date	2018.11.09
Drawn By	HA
Checked By	TAS

A-102

Scale: As indicated

T.A. Scott ARCHITECTURE + DESIGN
DRAWING INSPIRATION

LEGEND:

- LANDSCAPING
- BUILDING ROOF
- BUILDING PATIO
- BUILDING TERRACE
- BUILDING BALCONY
- CONCRETE
- DRIVEWAY
- PARKING
- FIRE TRUCK
- PROPERTY LINE

Legend
1/4" = 1'-0"

NOTE:
FIRE DEPARTMENT ACCESS TO BUILDINGS (2.5.11)

FIRE DEPARTMENT VEHICLES SHALL HAVE DIRECT ACCESS TO AT LEAST ONE FACE OF EVERY BUILDING BY MEANS OF A STREET, YARD, OR ROADWAY IN CONFORMANCE WITH THE NBC.

NOTE:
PLEASE REFER TO PLANS:

A-A100 - BASEMENT LEVEL 2 FLOOR PLAN
A-A101 - BASEMENT LEVEL 1 FLOOR PLAN
B-A100 - BASEMENT LEVEL 2 FLOOR PLAN
B-A101 - BASEMENT LEVEL 1 FLOOR PLAN
C-A100 - BASEMENT LEVEL FLOOR PLAN

FOR MORE INFORMATION FOR THE UNDERGROUND PARKING LEVELS FOR EACH BUILDING.

1 Site Plan - Fire Truck Turning Radii Access
3/64" = 1'-0"

No.	Description	Date
1	ISSUED FOR DEVELOPMENT AGREEMENT	2018.11.09

Issue Schedule

No.	Description	Date

Revision Schedule

PORTLAND ST. - CHANDLER

SITE PLAN - FIRE TRUCK

Project Number	17-073
Date	2018.11.09
Drawn By	HA
Checked By	TAS

A-103

Scale As indicated

T.A. Scott ARCHITECTURE + DESIGN
DRAWING INSPIRATION

No.	Description	Date
1	ISSUED FOR DEVELOPMENT AGREEMENT	2018.11.09

Issue Schedule

No.	Description	Date

Revision Schedule

PORTLAND ST. - CHANDLER

3D PERSPECTIVE

Project Number	17-073
Date	2018.11.09
Drawn By	HA
Checked By	TAS

A-900

Scale

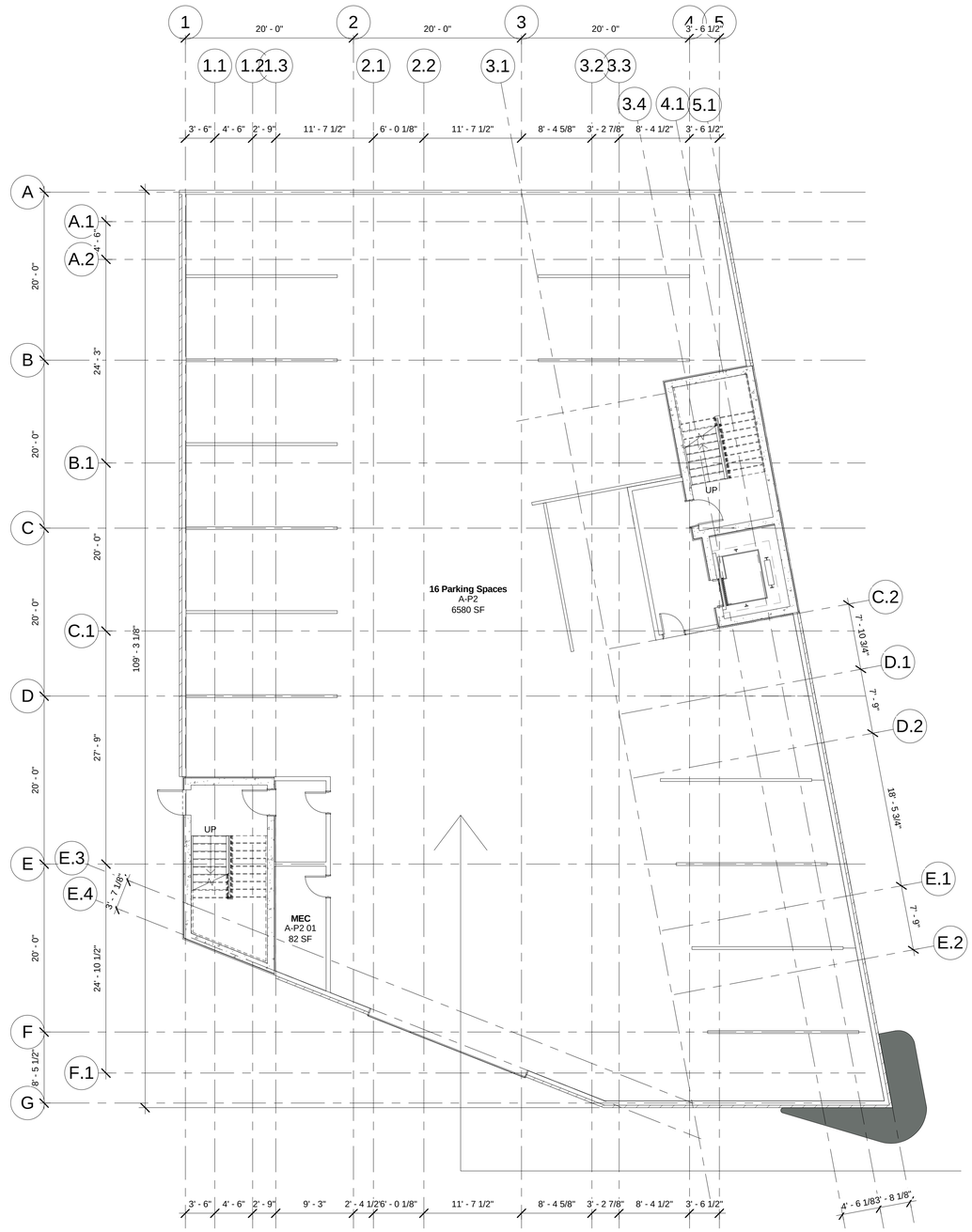

1 Level A Basement 2
1/8" = 1'-0"

T.A. Scott ARCHITECTURE + DESIGN
DRAWING INSPIRATION

No.	Description	Date
1	ISSUED FOR DEVELOPMENT AGREEMENT	2018.11.09

Issue Schedule

No.	Description	Date

Revision Schedule

PORTLAND ST. - CHANDLER

BASEMENT LEVEL 2 FLOOR PLAN

Project Number	17-073
Date	2018.11.09
Drawn By	HA
Checked By	TAS

A-A100

Scale	1/8" = 1'-0"

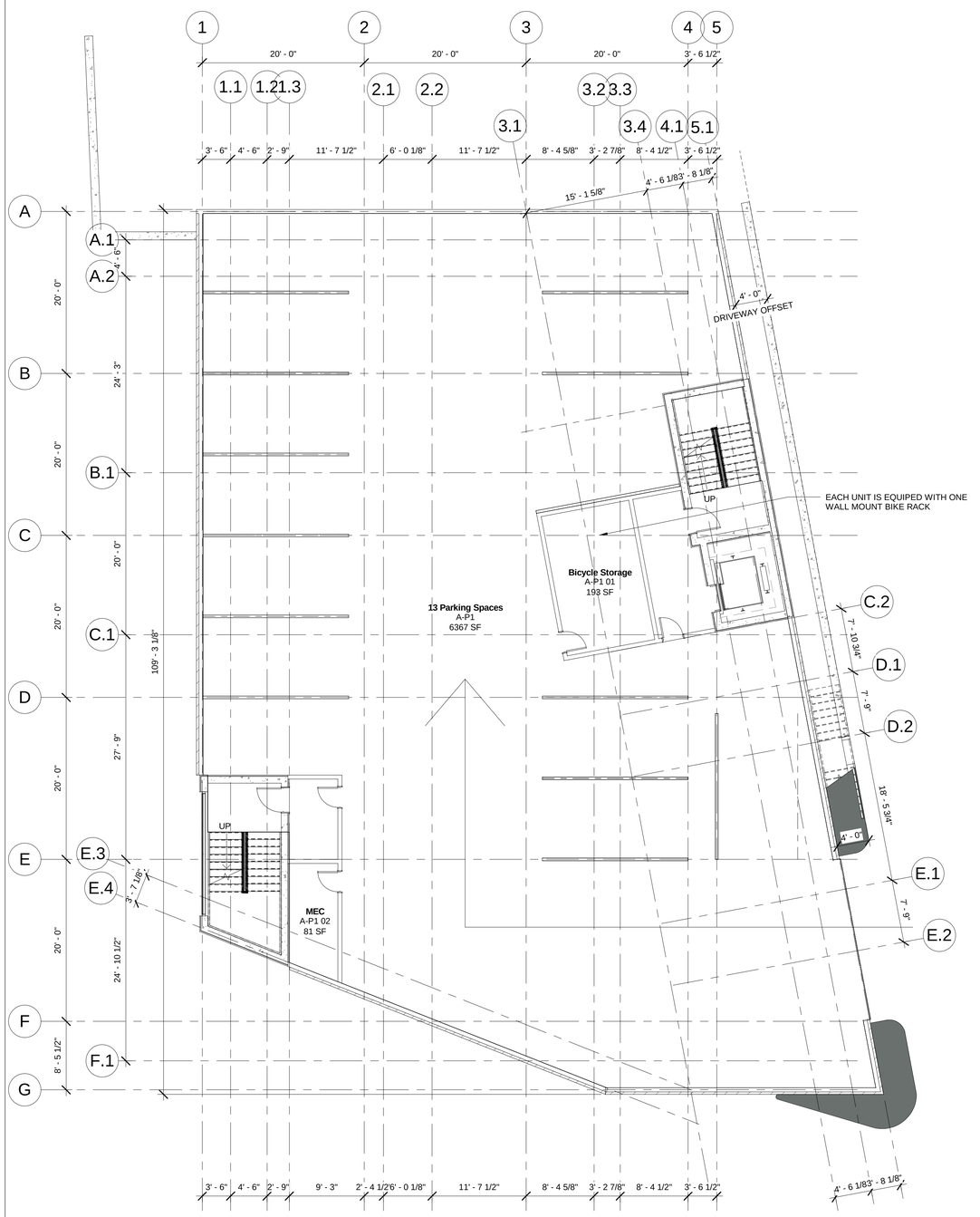

2 Level A Basement 1
1/8" = 1'-0"

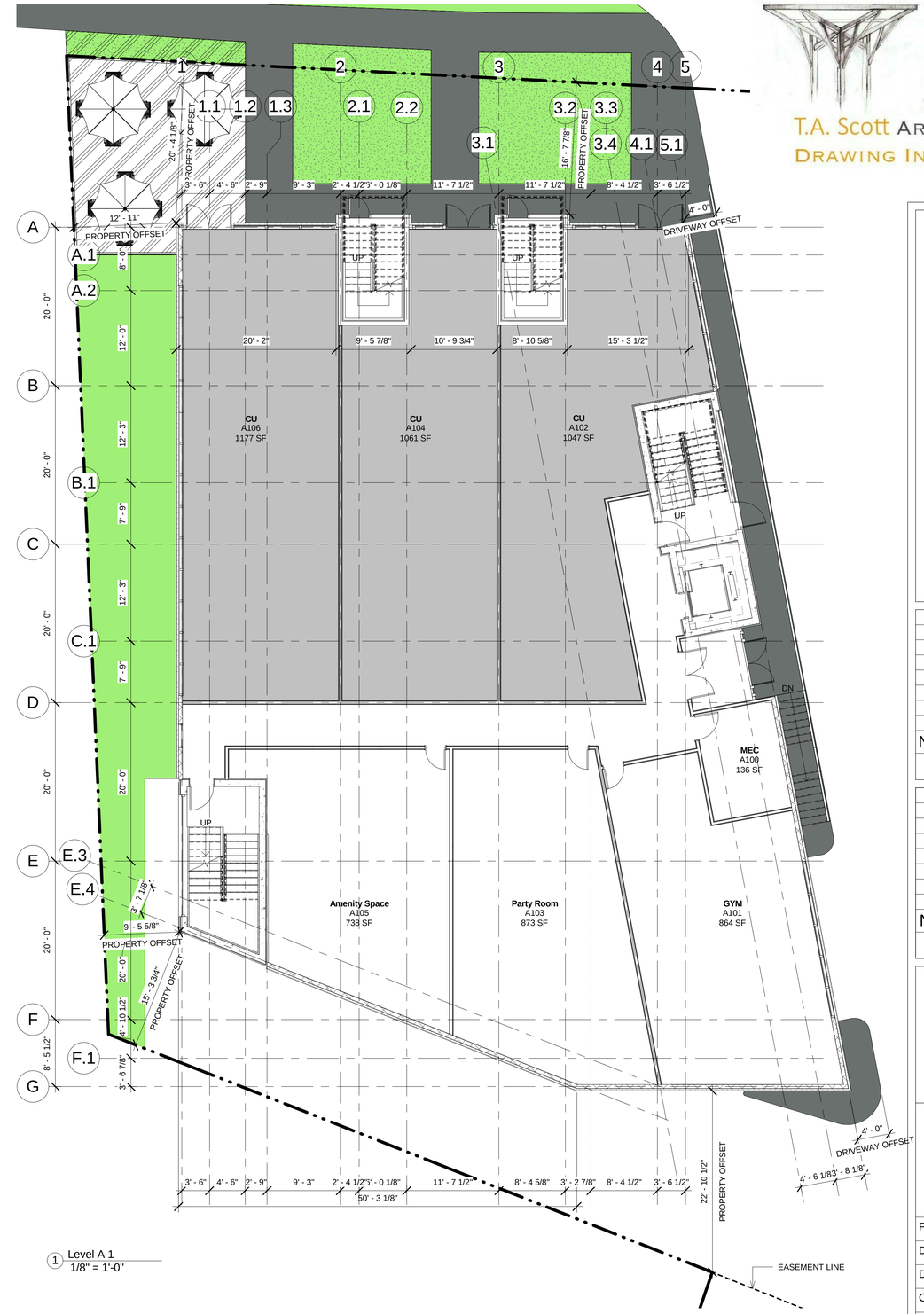

1 Level A 1
1/8" = 1'-0"

T.A. Scott ARCHITECTURE + DESIGN
DRAWING INSPIRATION

No.	Description	Date
1	ISSUED FOR DEVELOPMENT AGREEMENT	2018.11.09

Issue Schedule

No.	Description	Date

Revision Schedule

PORTLAND ST. - CHANDLER

LEVEL 1 & BASEMENT 1 FLOOR PLANS

Project Number	17-073
Date	2018.11.09
Drawn By	HA
Checked By	TAS

A-A101

Scale 1/8" = 1'-0"

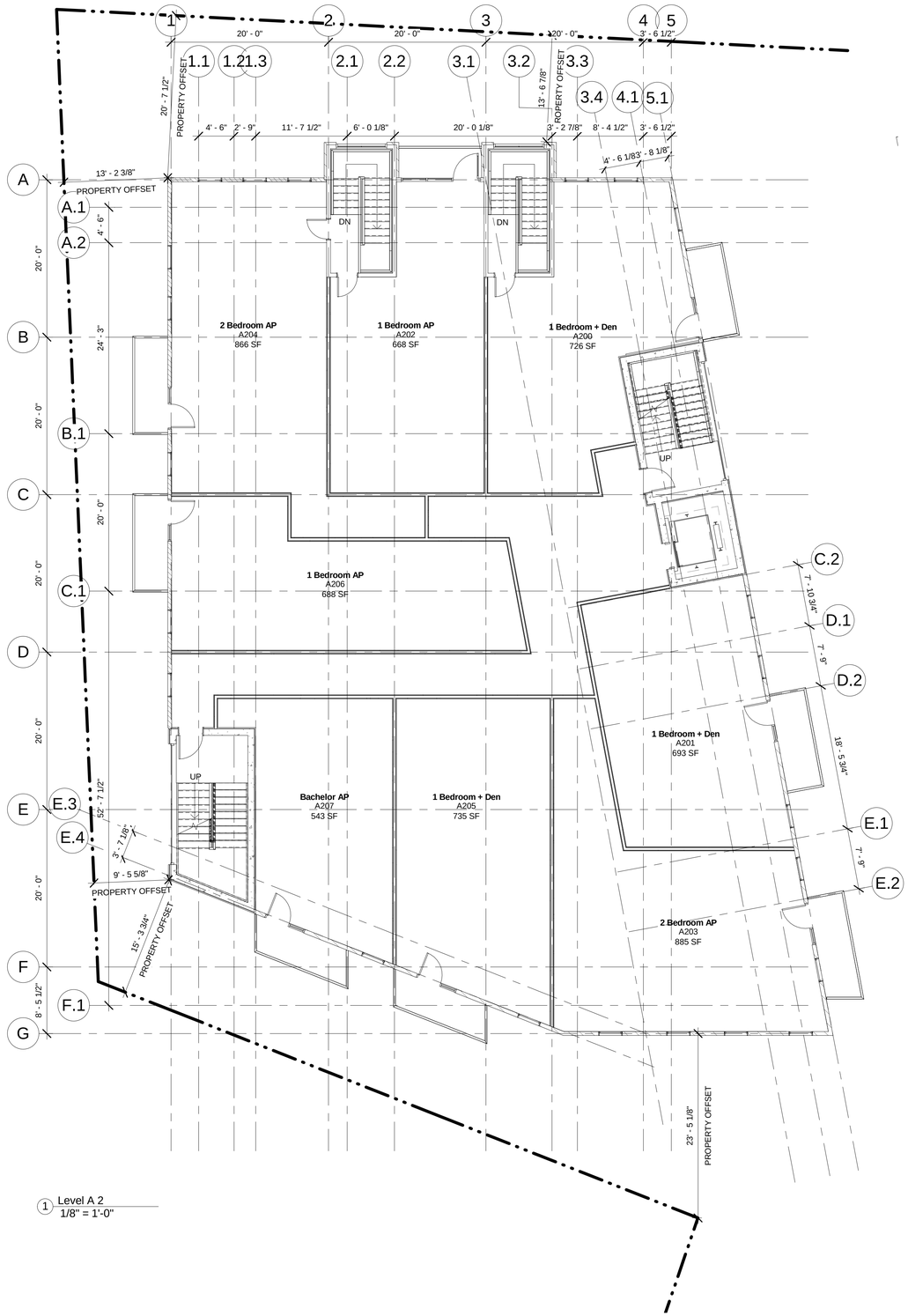

1 Level A 2
1/8" = 1'-0"

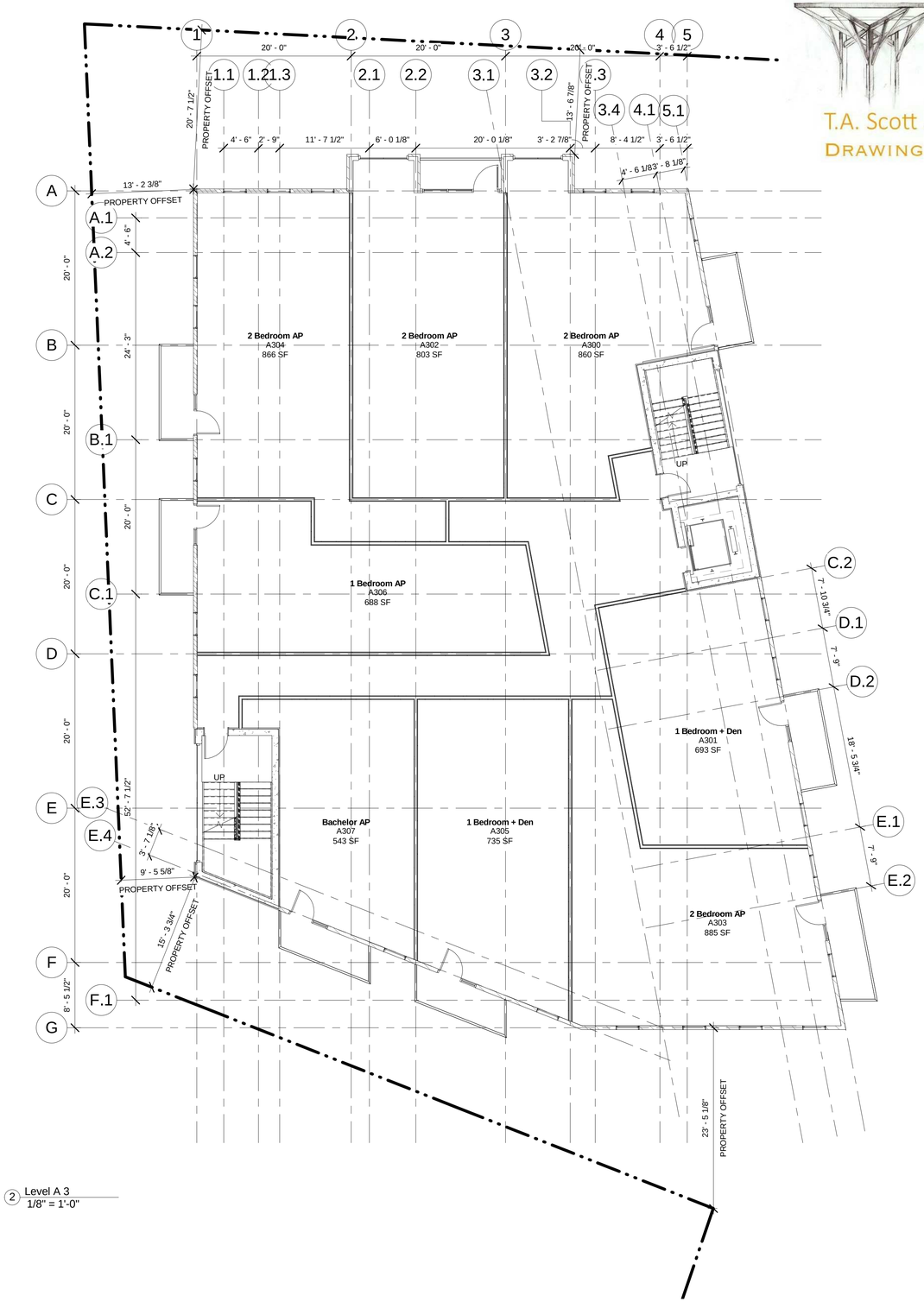

2 Level A 3
1/8" = 1'-0"

T.A. Scott ARCHITECTURE + DESIGN
DRAWING INSPIRATION

No.	Description	Date
1	ISSUED FOR DEVELOPMENT AGREEMENT	2018.11.09

Issue Schedule

No.	Description	Date

Revision Schedule

PORTLAND ST. - CHANDLER

LEVEL 2 & 3 FLOOR PLANS

Project Number	17-073
Date	2018.11.09
Drawn By	HA
Checked By	TAS

A-A102

Scale 1/8" = 1'-0"

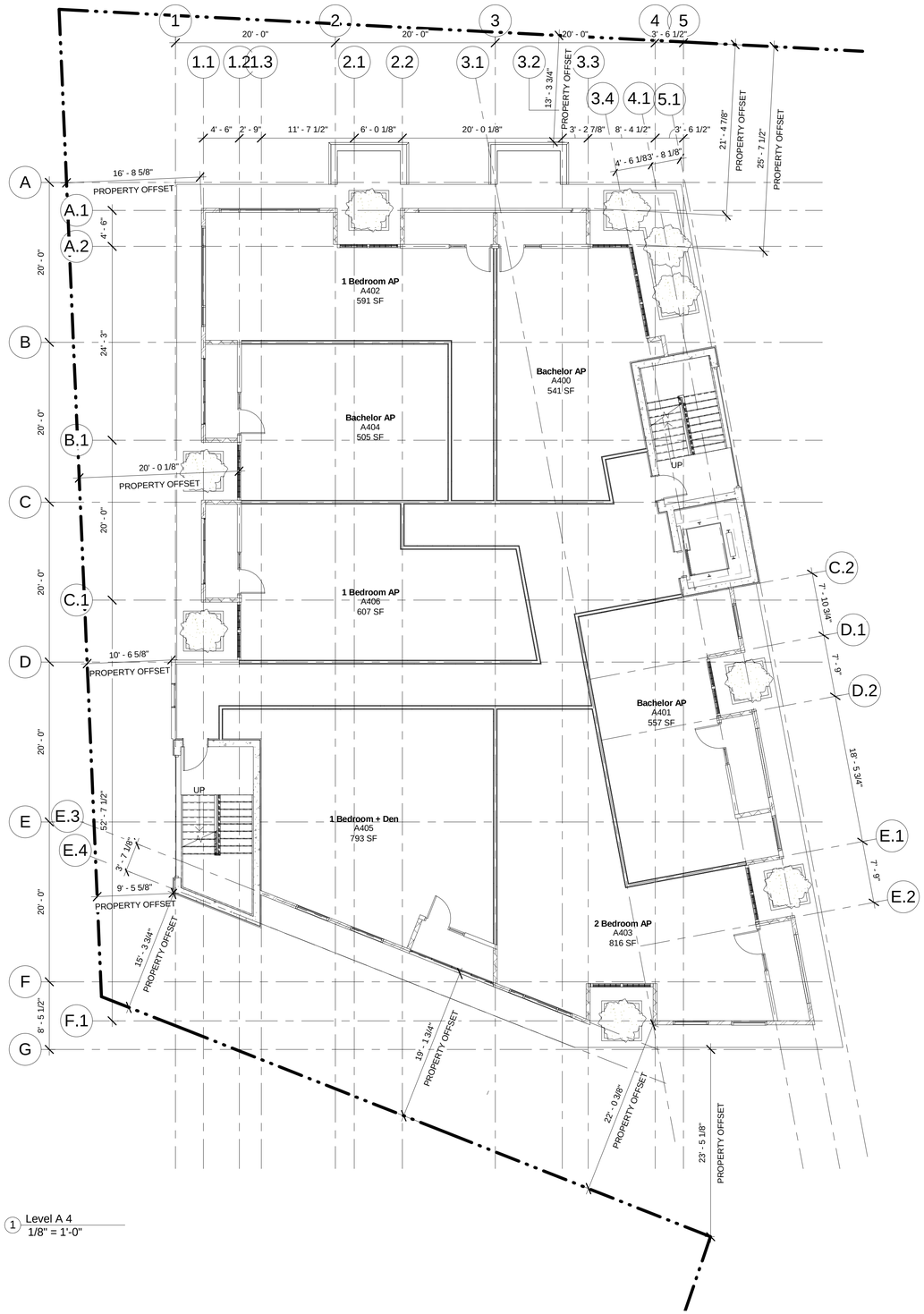

1 Level A 4
1/8" = 1'-0"

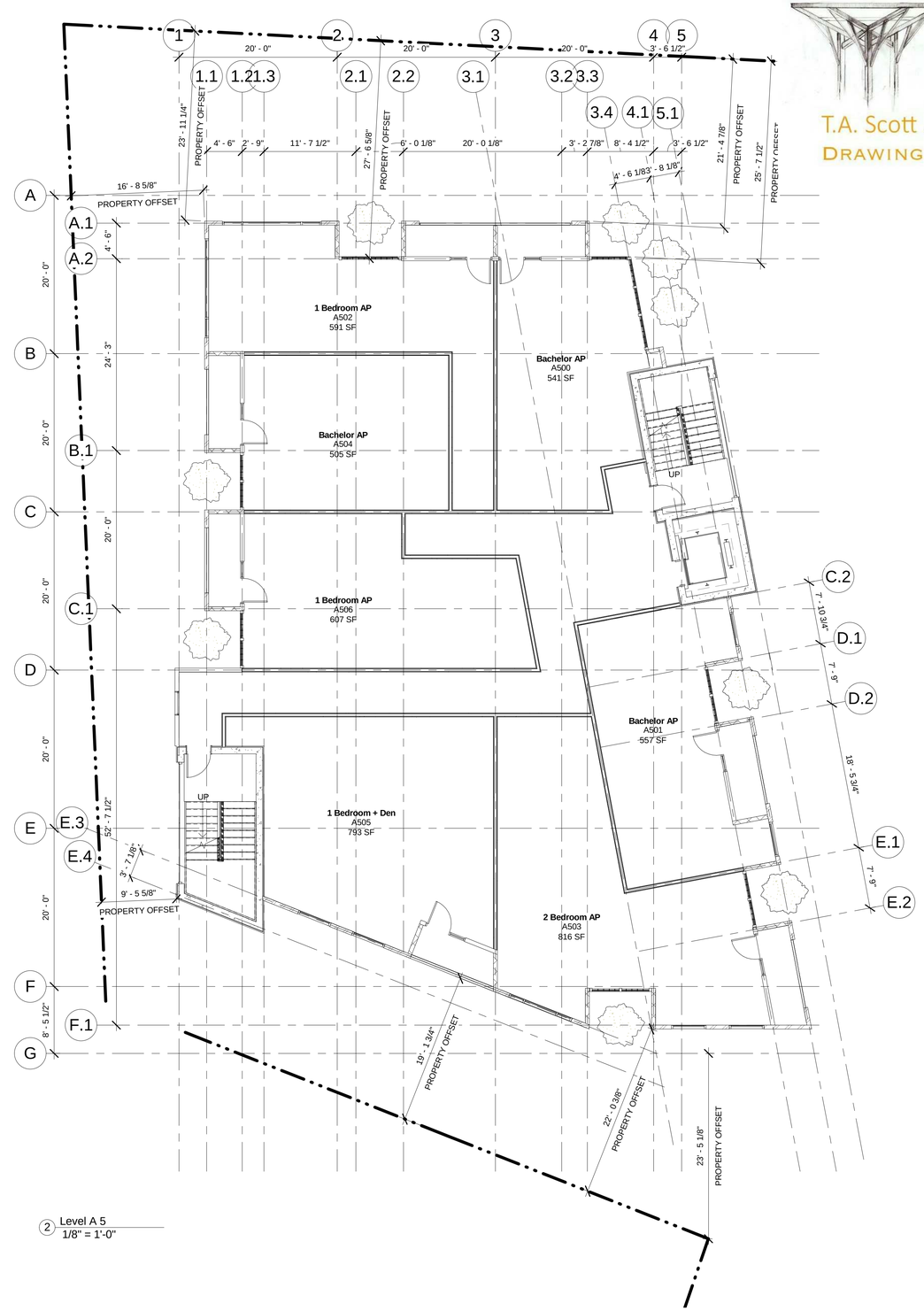

2 Level A 5
1/8" = 1'-0"

T.A. Scott ARCHITECTURE + DESIGN
DRAWING INSPIRATION

No.	Description	Date
1	ISSUED FOR DEVELOPMENT AGREEMENT	2018.11.09

Issue Schedule

No.	Description	Date

Revision Schedule

PORTLAND ST. - CHANDLER

LEVEL 4 & 5 FLOOR PLANS

Project Number	17-073
Date	2018.11.09
Drawn By	HA
Checked By	TAS

A-A103

Scale 1/8" = 1'-0"

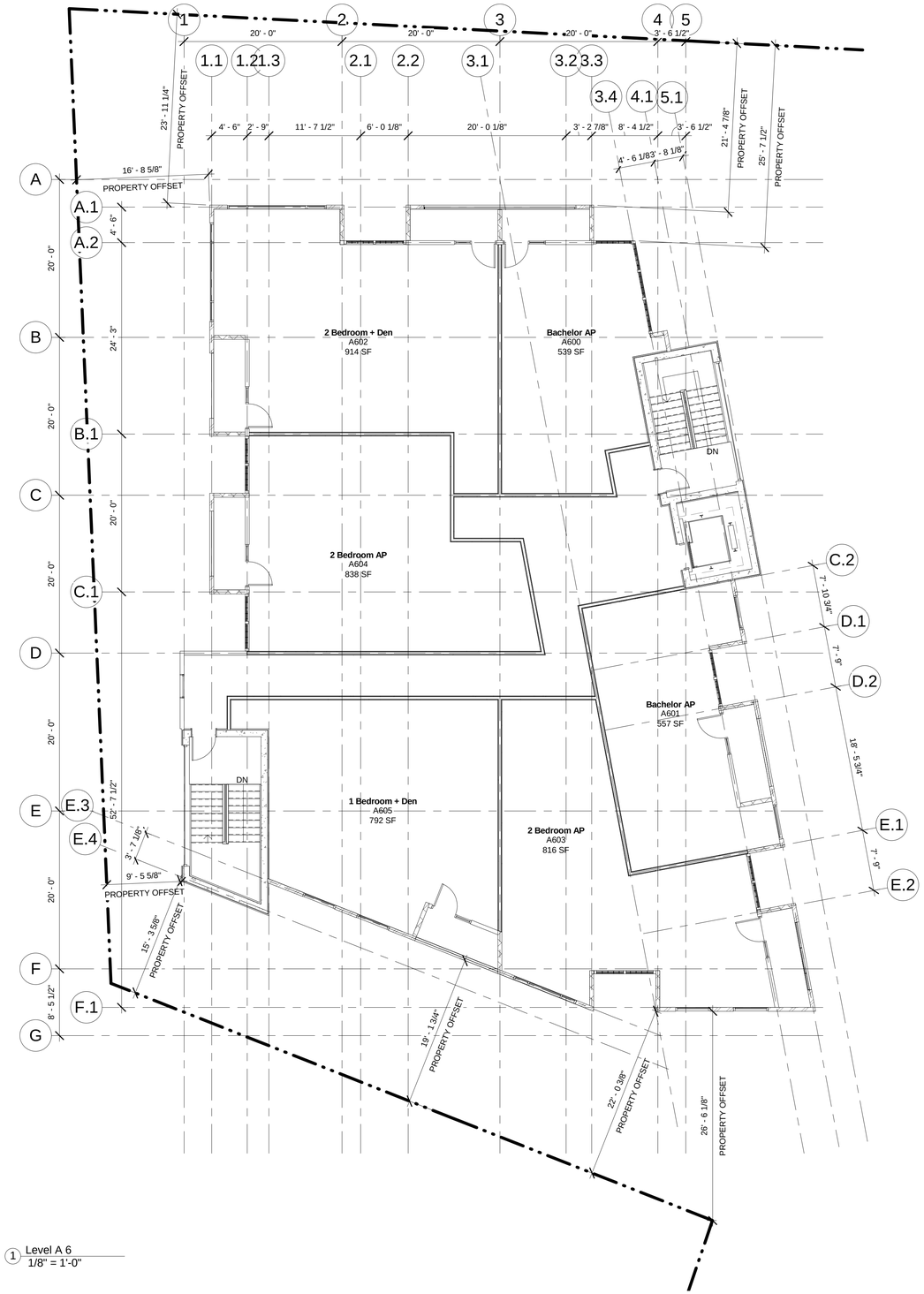

1 Level A 6
1/8" = 1'-0"

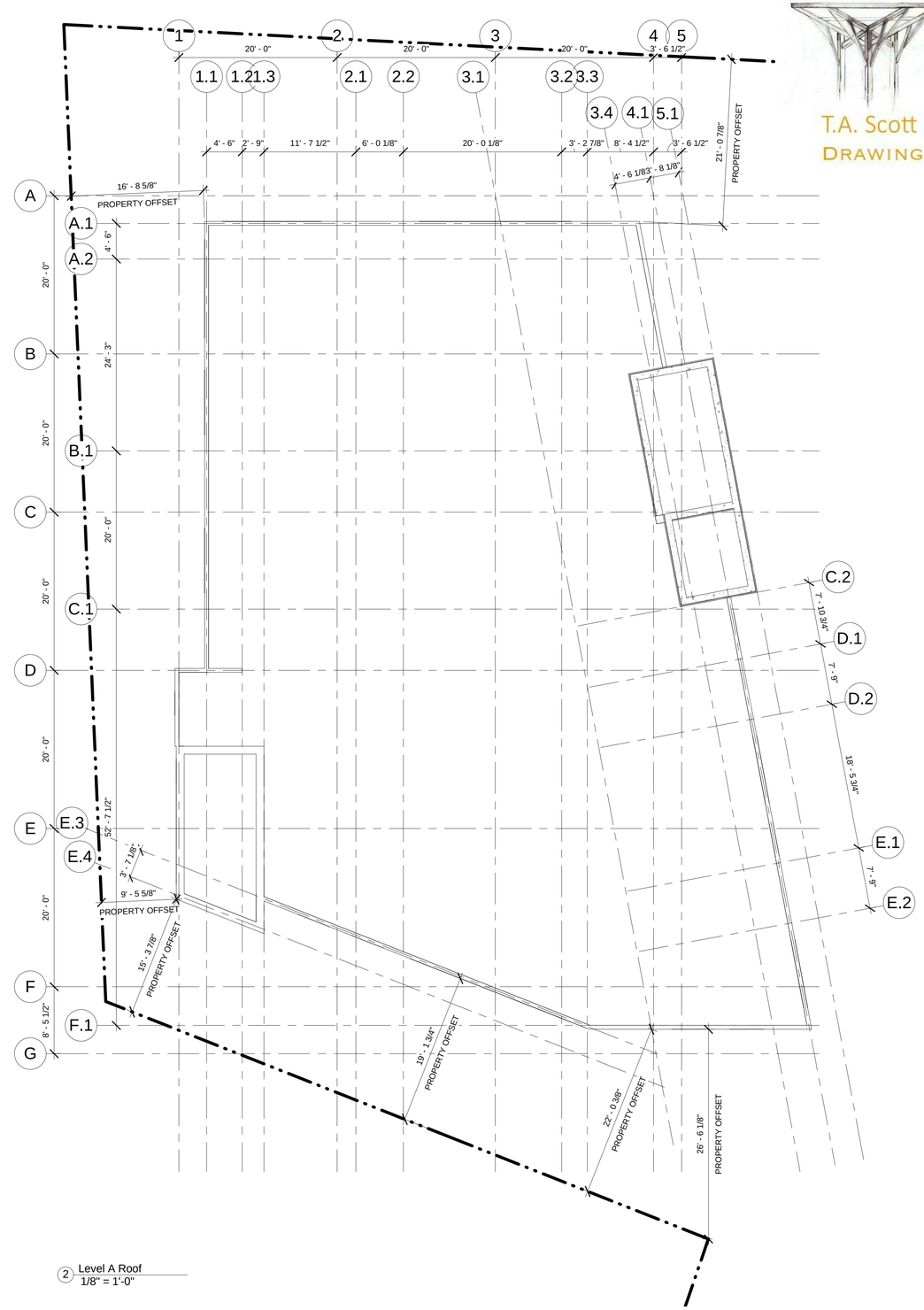

2 Level A Roof
1/8" = 1'-0"

T.A. Scott ARCHITECTURE + DESIGN
DRAWING INSPIRATION

No.	Description	Date
1	ISSUED FOR DEVELOPMENT AGREEMENT	2018.11.09

Issue Schedule

No.	Description	Date

Revision Schedule

PORTLAND ST. - CHANDLER

LEVEL 6 & ROOF FLOOR PLANS

Project Number	17-073
Date	2018.11.09
Drawn By	HA
Checked By	TAS

A-A104

Scale 1/8" = 1'-0"

1 Elevation A North
1/8" = 1'-0"

2 Elevation A West
1/8" = 1'-0"

EXTERIOR FINISHES:

- GREY BRICK
- BLACK CORRUGATED METAL
- INSUL. METAL PANEL AGWAY - BONE WHITE
- INSUL. METAL PANEL AGWAY - REGRENT GREY
- INSUL. METAL PANEL AGWAY - SLATE BLUE
- INSUL. METAL PANEL AGWAY - CHARCOAL FUSAIN
- INSUL. METAL PANEL LUX - WOOD GRAINS / SADDLE
- MIX OF INSUL. METAL PANEL LUX - WOOD GRAINS / DRIFTWOOD & WHITE OAK
- INSUL. METAL PANEL PRODEMA - ICE GREY
- KALWALL TRANSLUCENT PANEL - WHITE
- GLASS
- GLASS RAILING / PACIFICA GLASS - TINTED BLUE
- GLASS SPANDREL PANEL
- LIME GREEN PAINTED DOORS

Building Materials & Colours
1/4" = 1'-0"

T.A. Scott ARCHITECTURE + DESIGN
DRAWING INSPIRATION

No.	Description	Date
1	ISSUED FOR DEVELOPMENT AGREEMENT	2018.11.09

Issue Schedule

No.	Description	Date

Revision Schedule

PORTLAND ST. - CHANDLER

NORTH & WEST ELEVATIONS

Project Number	17-073
Date	2018.11.09
Drawn By	HA
Checked By	TAS

A-A200

Scale: As indicated

1 Elevation A South
1/8" = 1'-0"

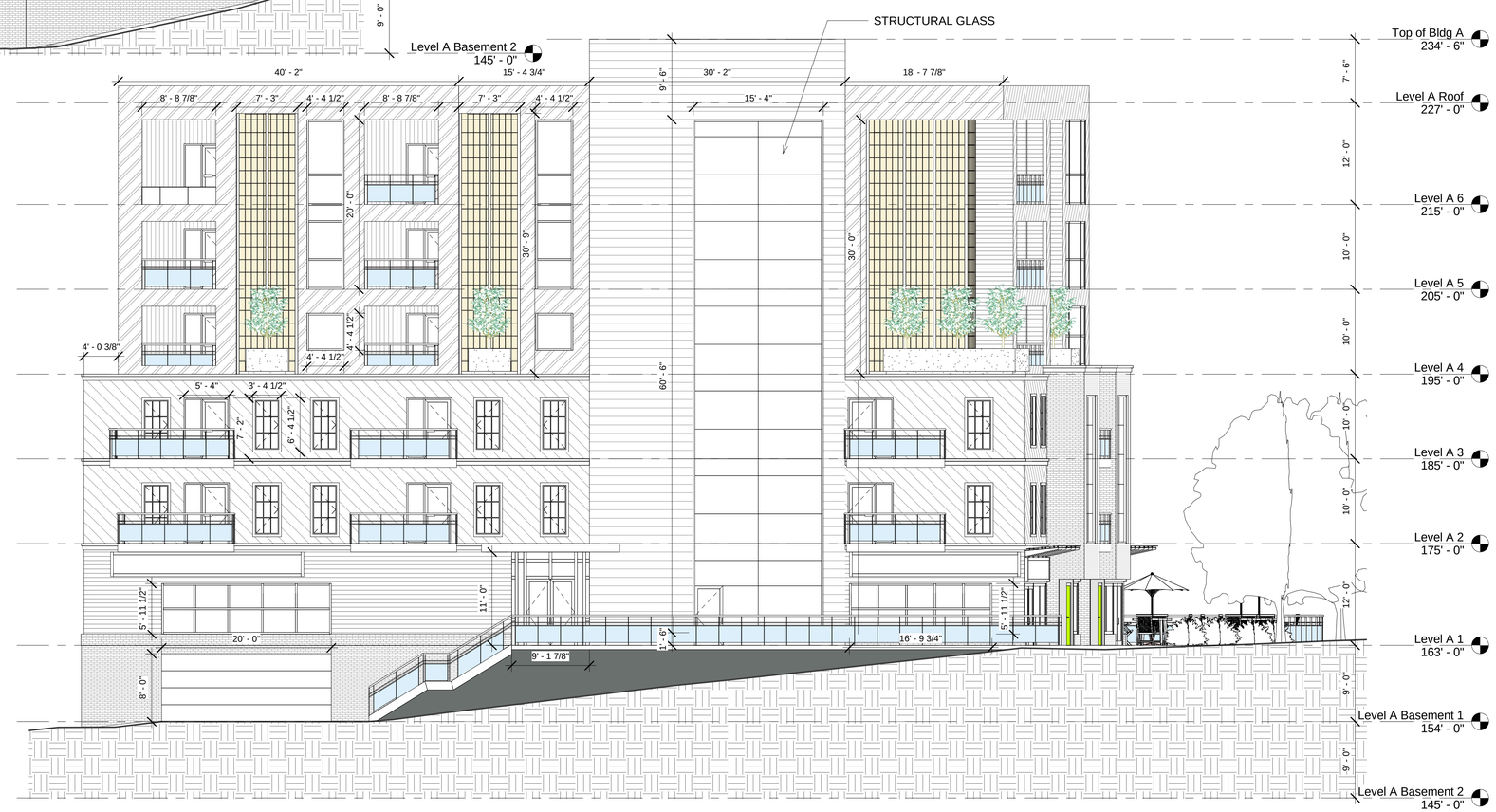

2 Elevation A East
1/8" = 1'-0"

EXTERIOR FINISHES:

- GREY BRICK
- BLACK CORRUGATED METAL
- INSUL. METAL PANEL AGWAY - BONE WHITE
- INSUL. METAL PANEL AGWAY - REGRENT GREY
- INSUL. METAL PANEL AGWAY - SLATE BLUE
- INSUL. METAL PANEL AGWAY - CHARCOAL FUSAIN
- INSUL. METAL PANEL LUX - WOOD GRAINS / SADDLE
- MIX OF INSUL. METAL PANEL LUX - WOOD GRAINS / DRIFTWOOD & WHITE OAK
- INSUL. METAL PANEL PRODEMA - ICE GREY
- KALWALL TRANSLUCENT PANEL - WHITE
- GLASS
- GLASS RAILING / PACIFICA GLASS - TINTED BLUE
- GLASS SPANDREL PANEL
- LIME GREEN PAINTED DOORS

Building Materials & Colours
1/4" = 1'-0"

T.A. Scott ARCHITECTURE + DESIGN
DRAWING INSPIRATION

No.	Description	Date
1	ISSUED FOR DEVELOPMENT AGREEMENT	2018.11.09

Issue Schedule

No.	Description	Date

Revision Schedule

PORTLAND ST. - CHANDLER

SOUTH & EAST ELEVATIONS

Project Number	17-073
Date	2018.11.09
Drawn By	HA
Checked By	TAS

A-A201

Scale: As indicated



1 Level B Basement 2
1/8" = 1'-0"

T.A. Scott ARCHITECTURE + DESIGN
DRAWING INSPIRATION

No.	Description	Date
1	ISSUED FOR DEVELOPMENT AGREEMENT	2018.11.09

Issue Schedule

No.	Description	Date

Revision Schedule

PORTLAND ST. - CHANDLER

BASEMENT LEVEL 2 FLOOR PLAN

Project Number	17-073
Date	2018.11.09
Drawn By	HA
Checked By	TAS

B-A100

Scale 1/8" = 1'-0"

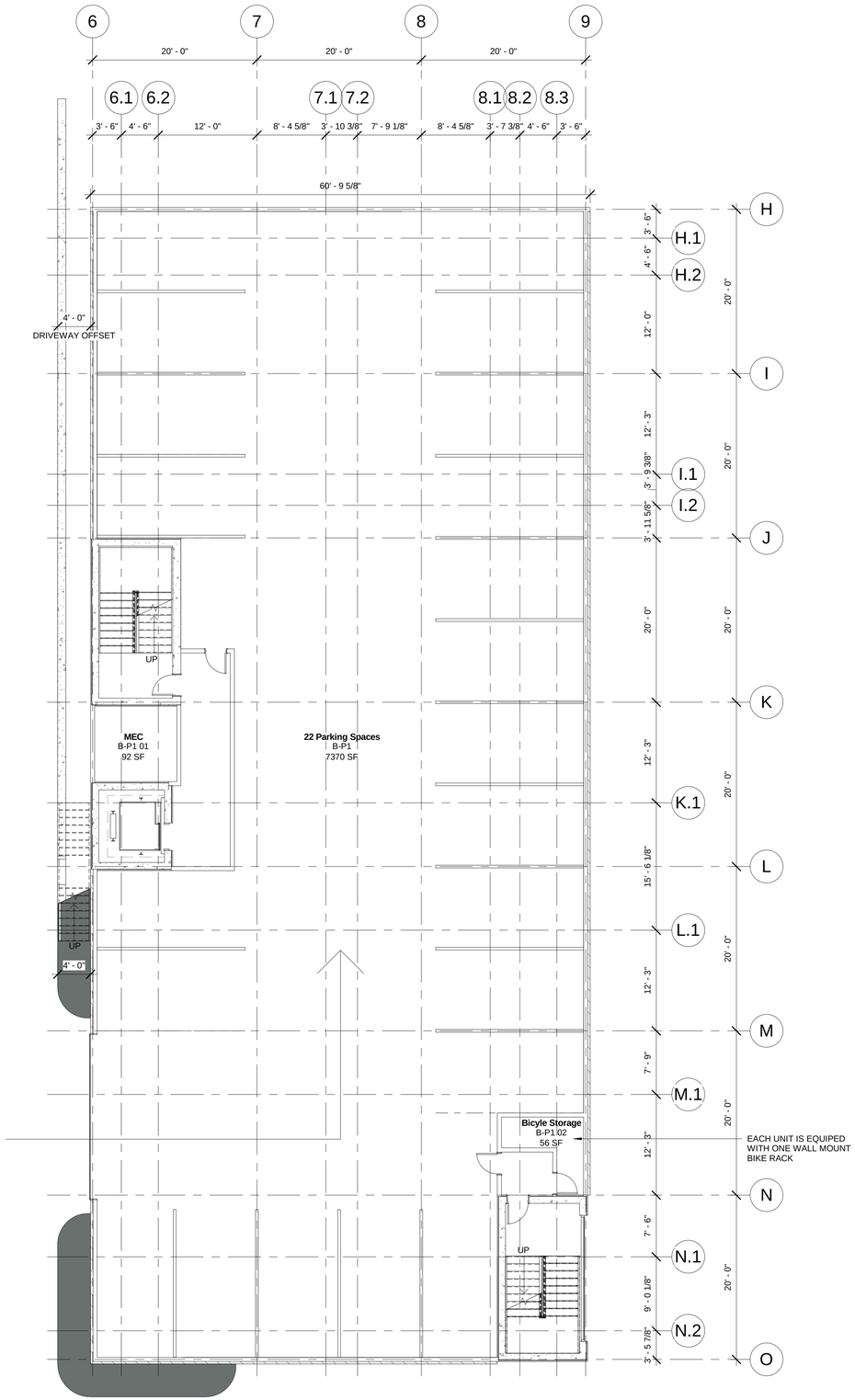

2 Level B Basement 1
1/8" = 1'-0"

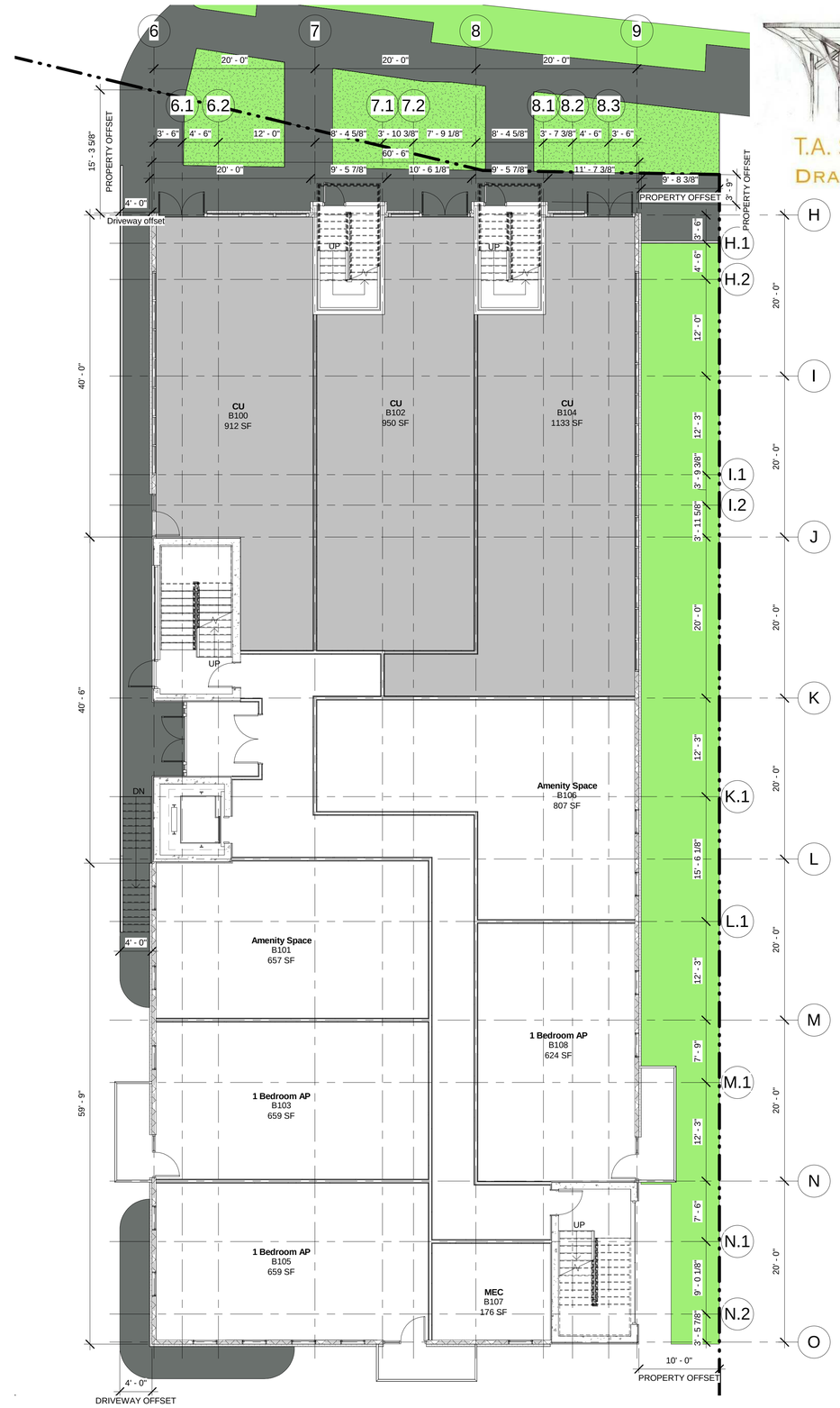

1 Level B 1
1/8" = 1'-0"

T.A. Scott ARCHITECTURE + DESIGN
DRAWING INSPIRATION

No.	Description	Date
1	ISSUED FOR DEVELOPMENT AGREEMENT	2018.11.09

Issue Schedule

No.	Description	Date

Revision Schedule

PORTLAND ST. - CHANDLER

LEVEL 1 & BASEMENT 1 FLOOR PLANS

Project Number	17-073
Date	2018.11.09
Drawn By	HA
Checked By	TAS

B-A101

Scale 1/8" = 1'-0"

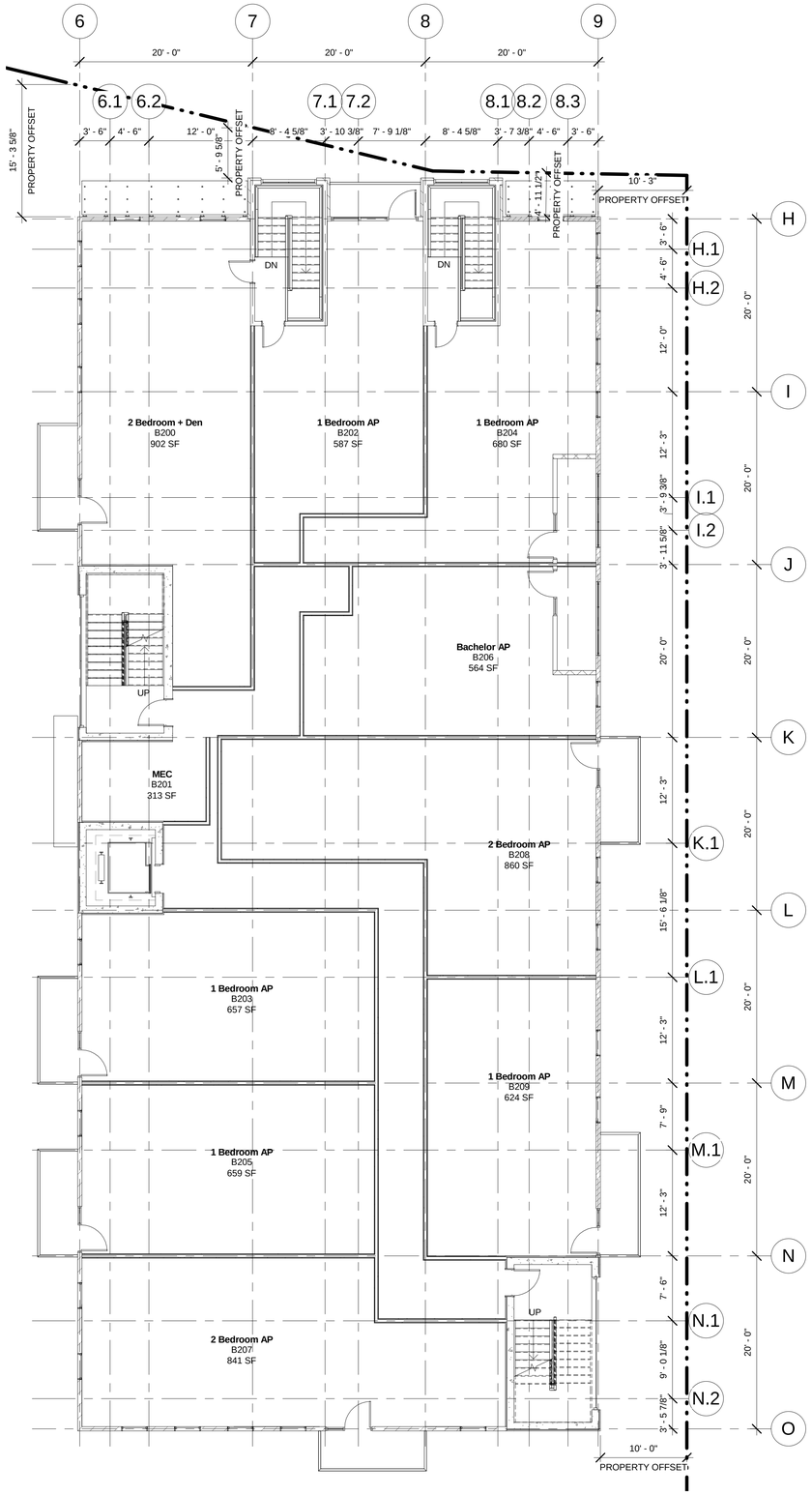

2 Level B 2
1/8" = 1'-0"

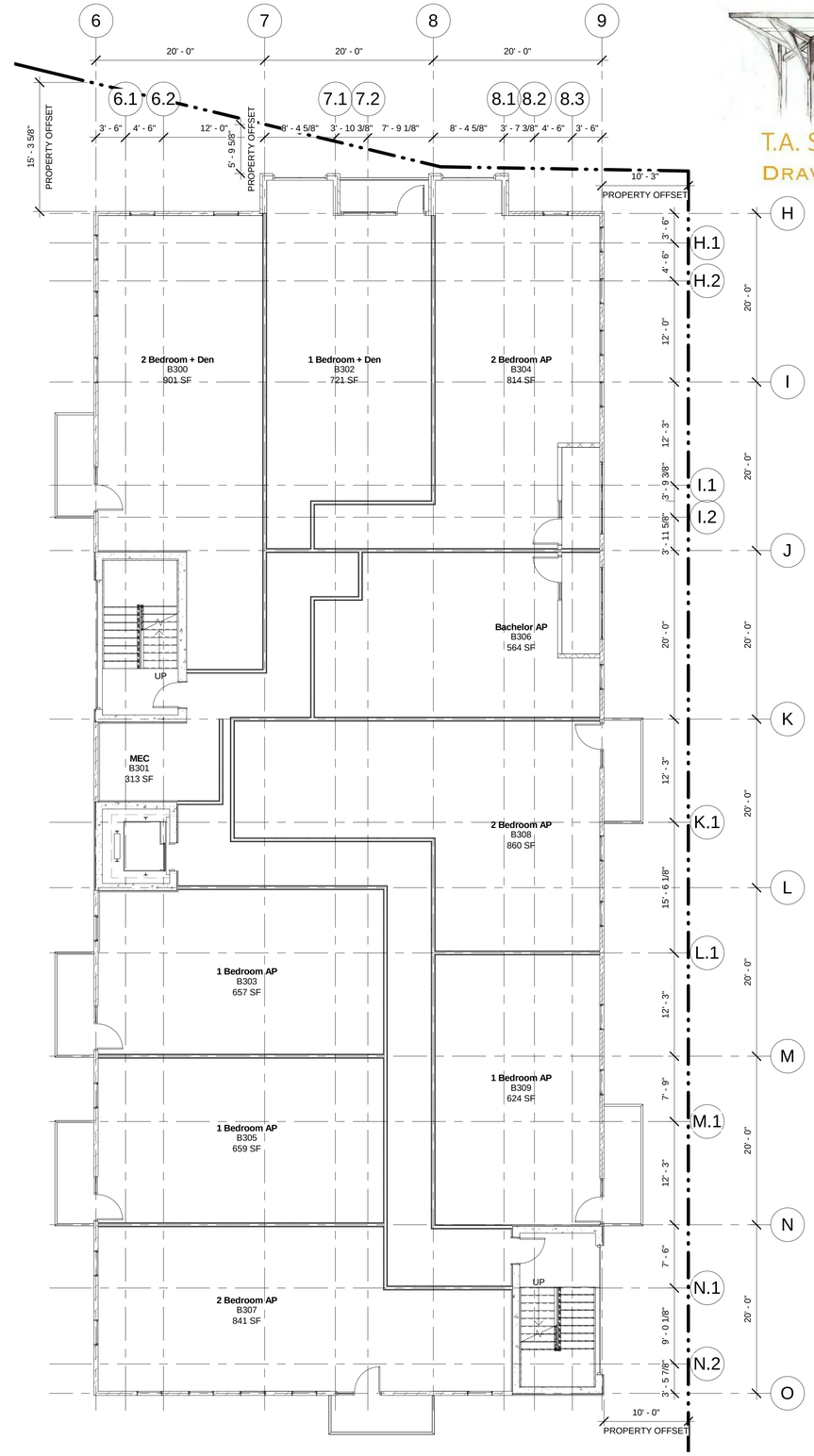

1 Level B 3
1/8" = 1'-0"

T.A. Scott ARCHITECTURE + DESIGN
DRAWING INSPIRATION

No.	Description	Date
1	ISSUED FOR DEVELOPMENT AGREEMENT	2018.11.09

Issue Schedule

No.	Description	Date

Revision Schedule

PORTLAND ST. - CHANDLER

LEVEL 2 & 3 FLOOR PLANS

Project Number	17-073
Date	2018.11.09
Drawn By	HA
Checked By	TAS

B-A102

Scale 1/8" = 1'-0"

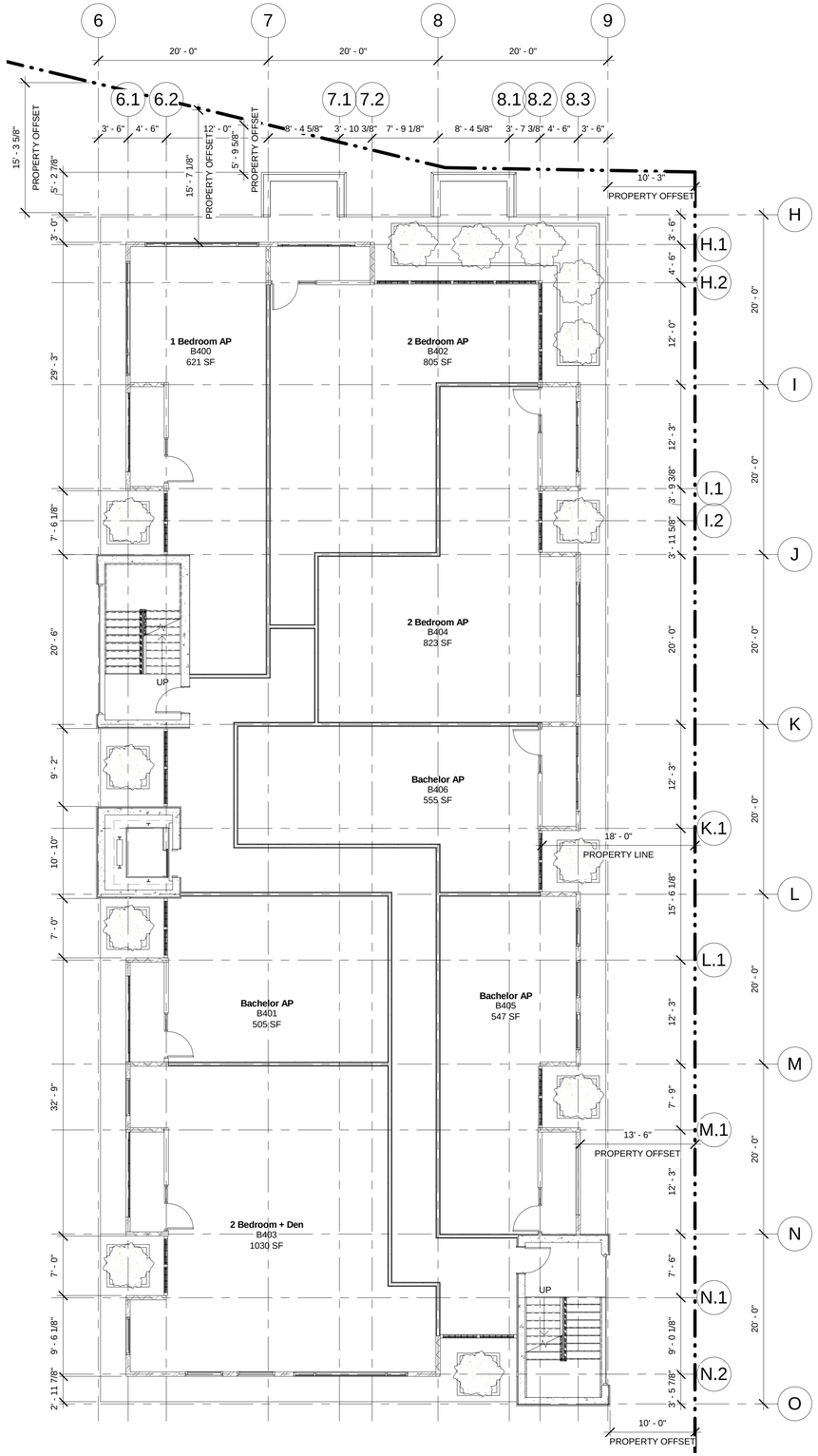

1 Level B 4
1/8" = 1'-0"

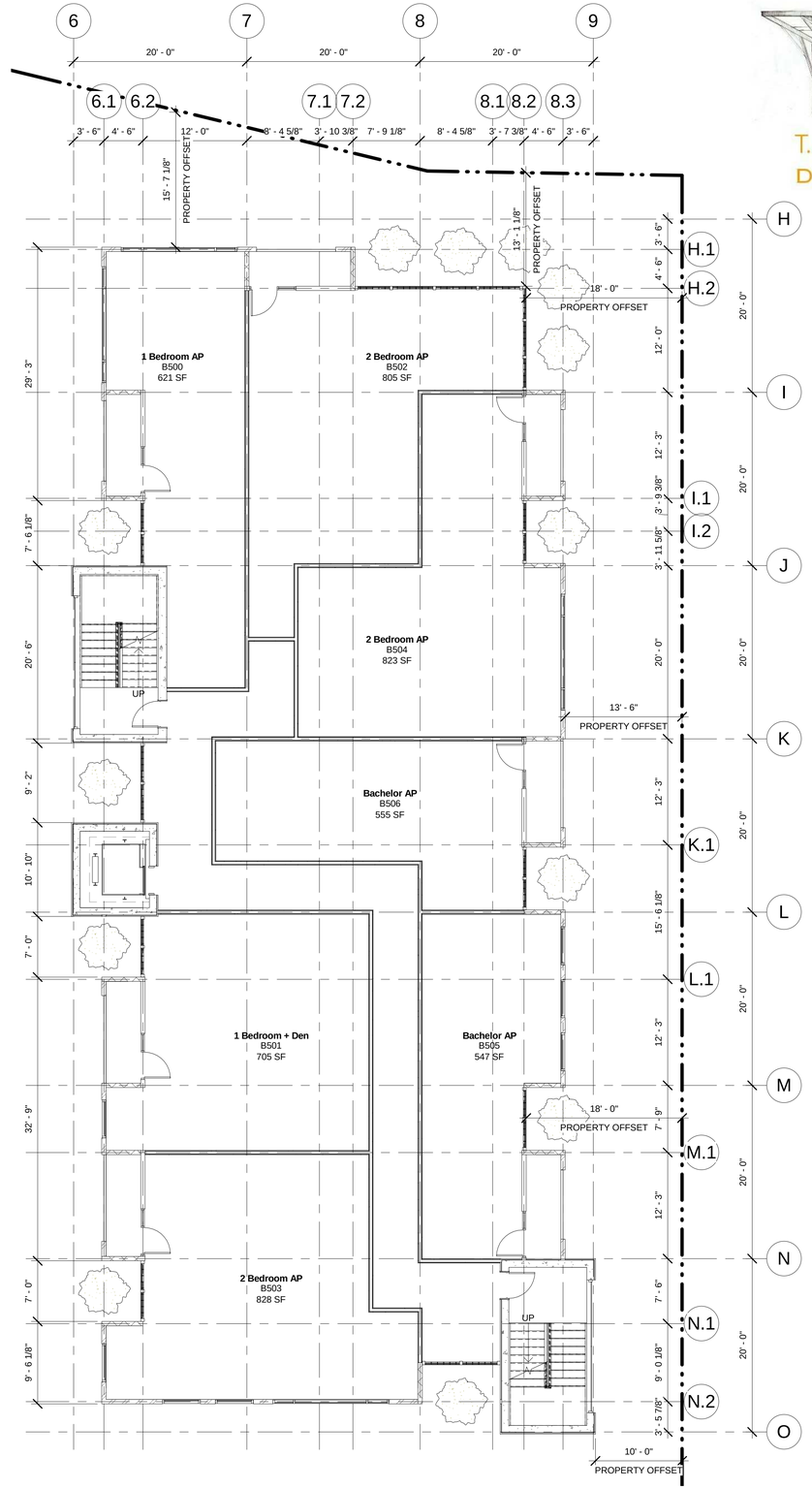

2 Level B 5
1/8" = 1'-0"

T.A. Scott ARCHITECTURE + DESIGN
DRAWING INSPIRATION

No.	Description	Date
1	ISSUED FOR DEVELOPMENT AGREEMENT	2018.11.09

Issue Schedule

No.	Description	Date

Revision Schedule

PORTLAND ST. - CHANDLER

LEVEL 4 & 5 FLOOR PLANS

Project Number	17-073
Date	2018.11.09
Drawn By	HA
Checked By	TAS

B-A103

Scale 1/8" = 1'-0"

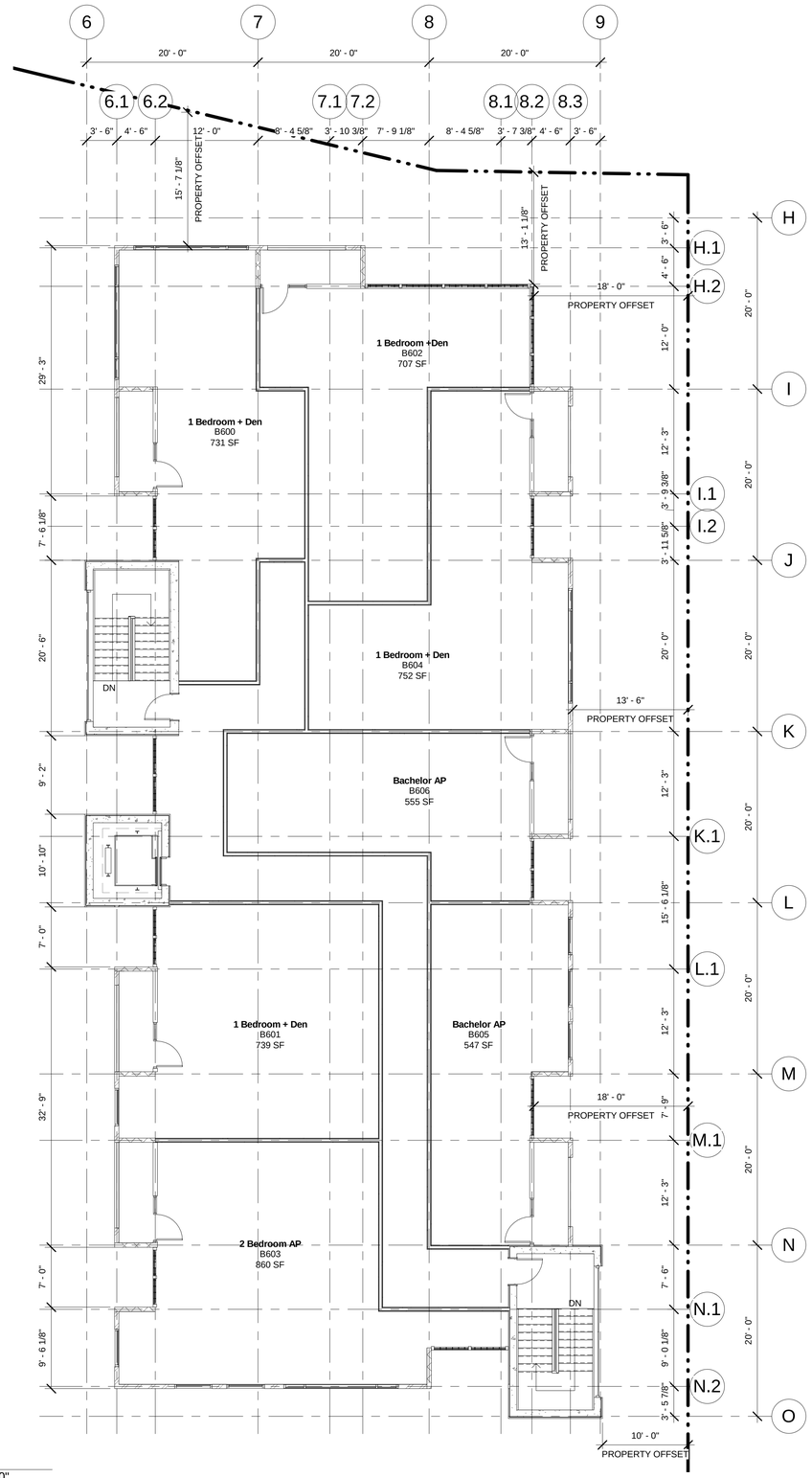

1 Level B 6
1/8" = 1'-0"



2 Level B Roof
1/8" = 1'-0"

T.A. Scott ARCHITECTURE + DESIGN
DRAWING INSPIRATION

No.	Description	Date
1	ISSUED FOR DEVELOPMENT AGREEMENT	2018.11.09

Issue Schedule

No.	Description	Date

Revision Schedule

PORTLAND ST. - CHANDLER

LEVEL 6 & ROOF FLOOR PLANS

Project Number	17-073
Date	2018.11.09
Drawn By	HA
Checked By	TAS

B-A104

Scale	1/8" = 1'-0"

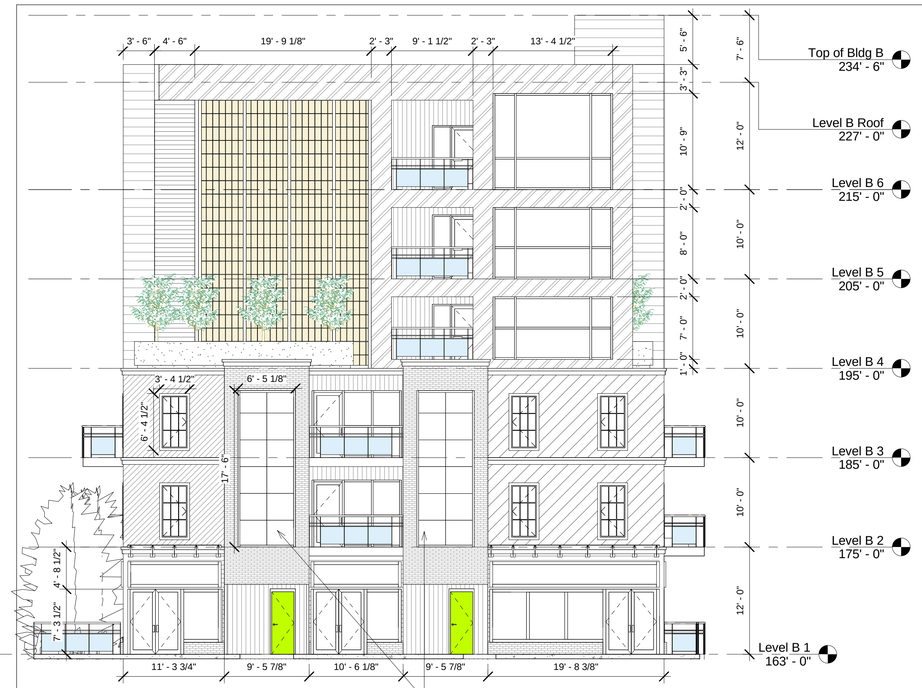

1 Elevation B North
1/8" = 1'-0"

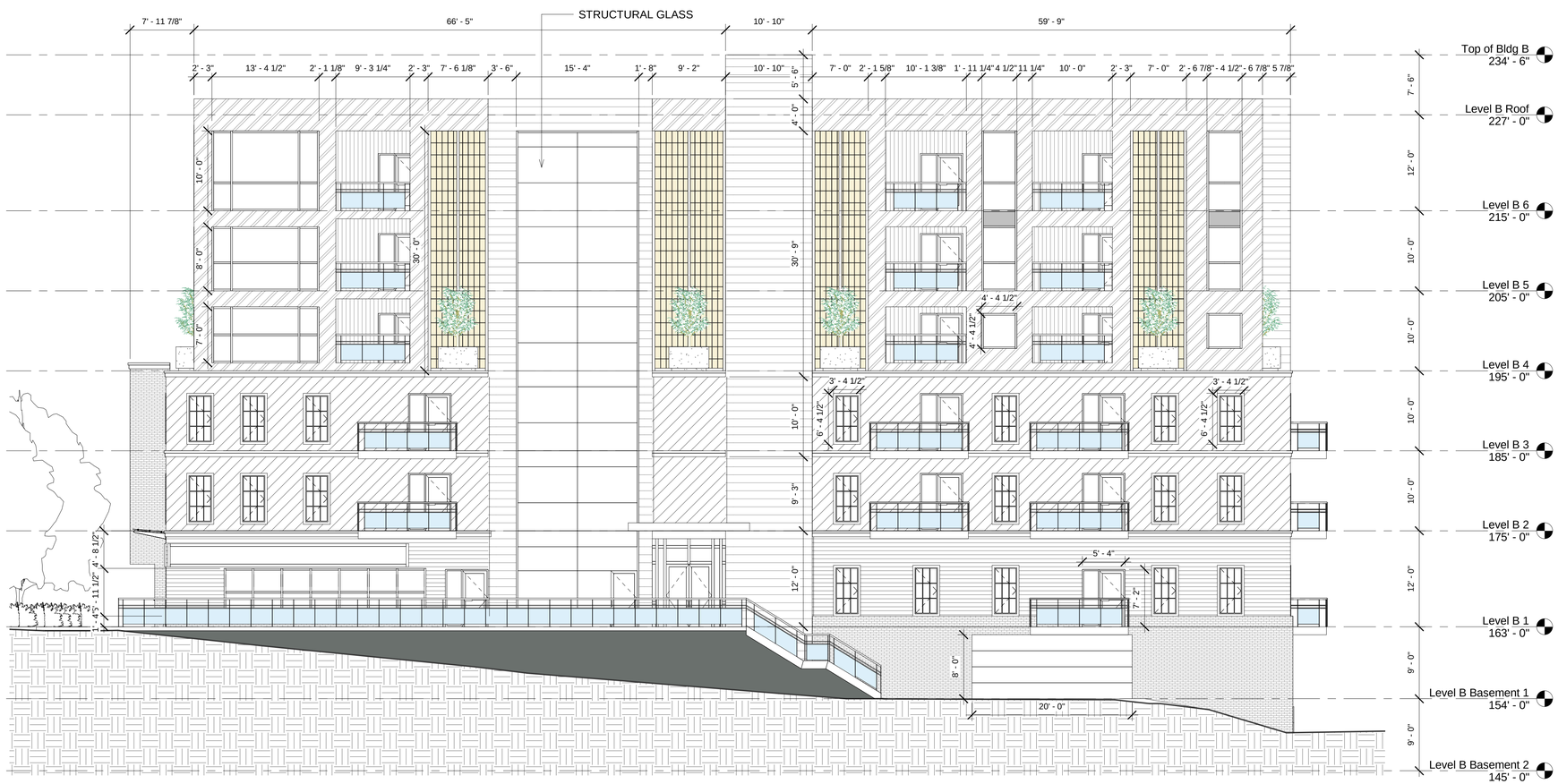

3 Elevation B West
1/8" = 1'-0"

EXTERIOR FINISHES:

- GREY BRICK
- BLACK CORRUGATED METAL
- INSUL. METAL PANEL AGWAY - BONE WHITE
- INSUL. METAL PANEL AGWAY - REGRENT GREY
- INSUL. METAL PANEL AGWAY - SLATE BLUE
- INSUL. METAL PANEL AGWAY - CHARCOAL FUSAIN
- INSUL. METAL PANEL LUX - WOOD GRAINS / SADDLE
- MIX OF INSUL. METAL PANEL LUX - WOOD GRAINS / DRIFTWOOD & WHITE OAK
- INSUL. METAL PANEL PRODEMA - ICE GREY
- KALWALL TRANSLUCENT PANEL - WHITE
- GLASS
- GLASS RAILING / PACIFICA GLASS - TINTED BLUE
- GLASS SPANDREL PANEL
- LIME GREEN PAINTED DOORS

Building Materials & Colours
1/4" = 1'-0"

T.A. Scott ARCHITECTURE + DESIGN
DRAWING INSPIRATION

No.	Description	Date
1	ISSUED FOR DEVELOPMENT AGREEMENT	2018.11.09

Issue Schedule

No.	Description	Date

Revision Schedule

PORTLAND ST. - CHANDLER

NORTH & WEST ELEVATIONS

Project Number	17-073
Date	2018.11.09
Drawn By	HA
Checked By	TAS

B-A200

Scale: As indicated

1 Elevation B South
1/8" = 1'-0"

2 Elevation B East
1/8" = 1'-0"

EXTERIOR FINISHES:

- GREY BRICK
- BLACK CORRUGATED METAL
- INSUL. METAL PANEL AGWAY - BONE WHITE
- INSUL. METAL PANEL AGWAY - REGRENT GREY
- INSUL. METAL PANEL AGWAY - SLATE BLUE
- INSUL. METAL PANEL AGWAY - CHARCOAL FUSAIN
- INSUL. METAL PANEL LUX - WOOD GRAINS / SADDLE
- MIX OF INSUL. METAL PANEL LUX - WOOD GRAINS / DRIFTWOOD & WHITE OAK
- INSUL. METAL PANEL PRODEMA - ICE GREY
- KALWALL TRANSLUCENT PANEL - WHITE
- GLASS
- GLASS RAILING / PACIFICA GLASS - TINTED BLUE
- GLASS SPANDREL PANEL
- LIME GREEN PAINTED DOORS

Building Materials & Colours
1/4" = 1'-0"

T.A. Scott ARCHITECTURE + DESIGN
DRAWING INSPIRATION

No.	Description	Date
1	ISSUED FOR DEVELOPMENT AGREEMENT	2018.11.09

Issue Schedule

No.	Description	Date

Revision Schedule

PORTLAND ST. - CHANDLER

SOUTH & EAST ELEVATIONS

Project Number	17-073
Date	2018.11.09
Drawn By	HA
Checked By	TAS

B-A201

Scale As indicated

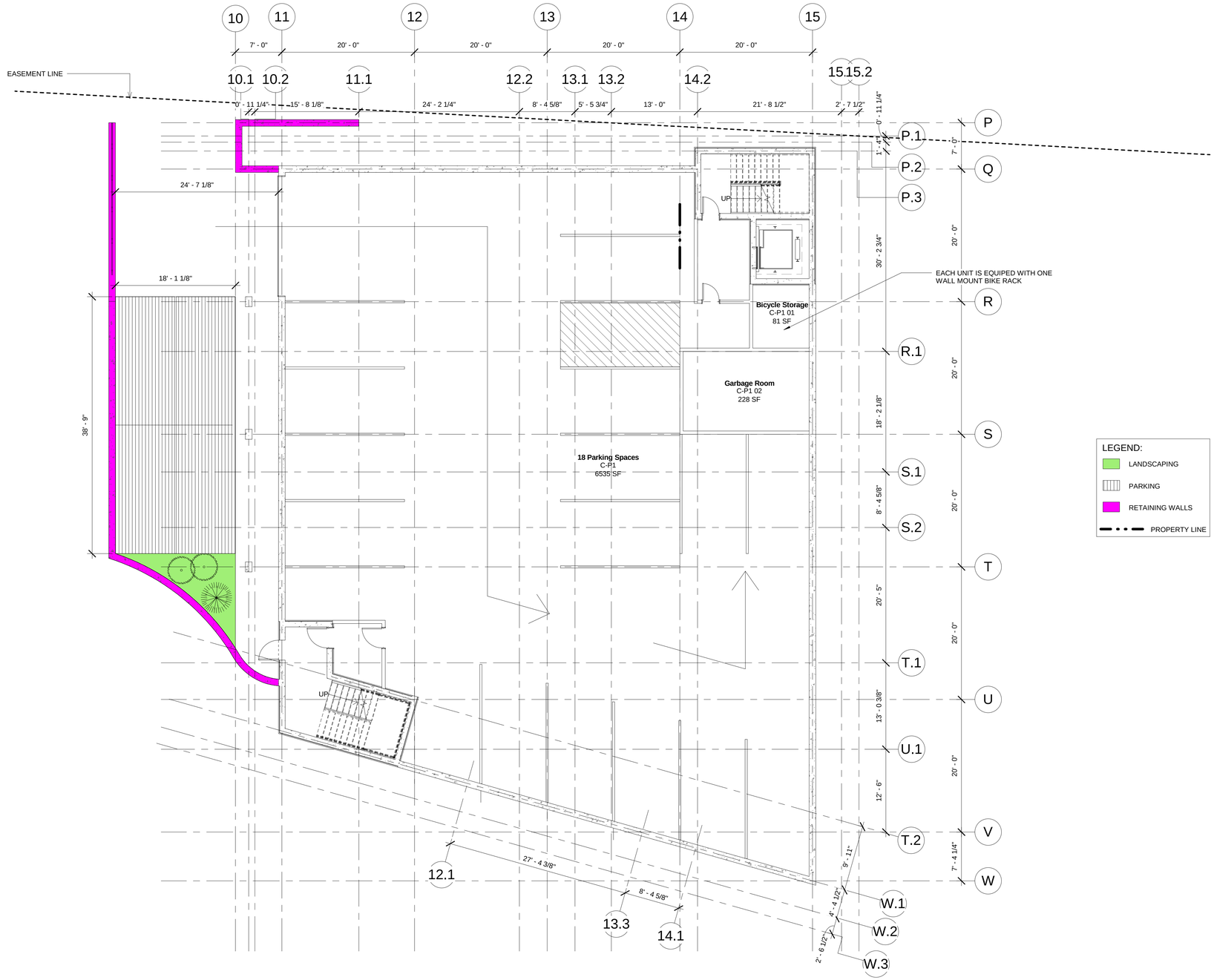

1 Level C Basement
1/8" = 1'-0"

T.A. Scott ARCHITECTURE + DESIGN
DRAWING INSPIRATION

No.	Description	Date
1	ISSUED FOR DEVELOPMENT AGREEMENT	2018.11.09

Issue Schedule

No.	Description	Date

Revision Schedule

PORTLAND ST. - CHANDLER

BASEMENT LEVEL FLOOR PLAN

Project Number	17-073
Date	2018.11.09
Drawn By	HA
Checked By	TAS

C-A100

Scale 1/8" = 1'-0"

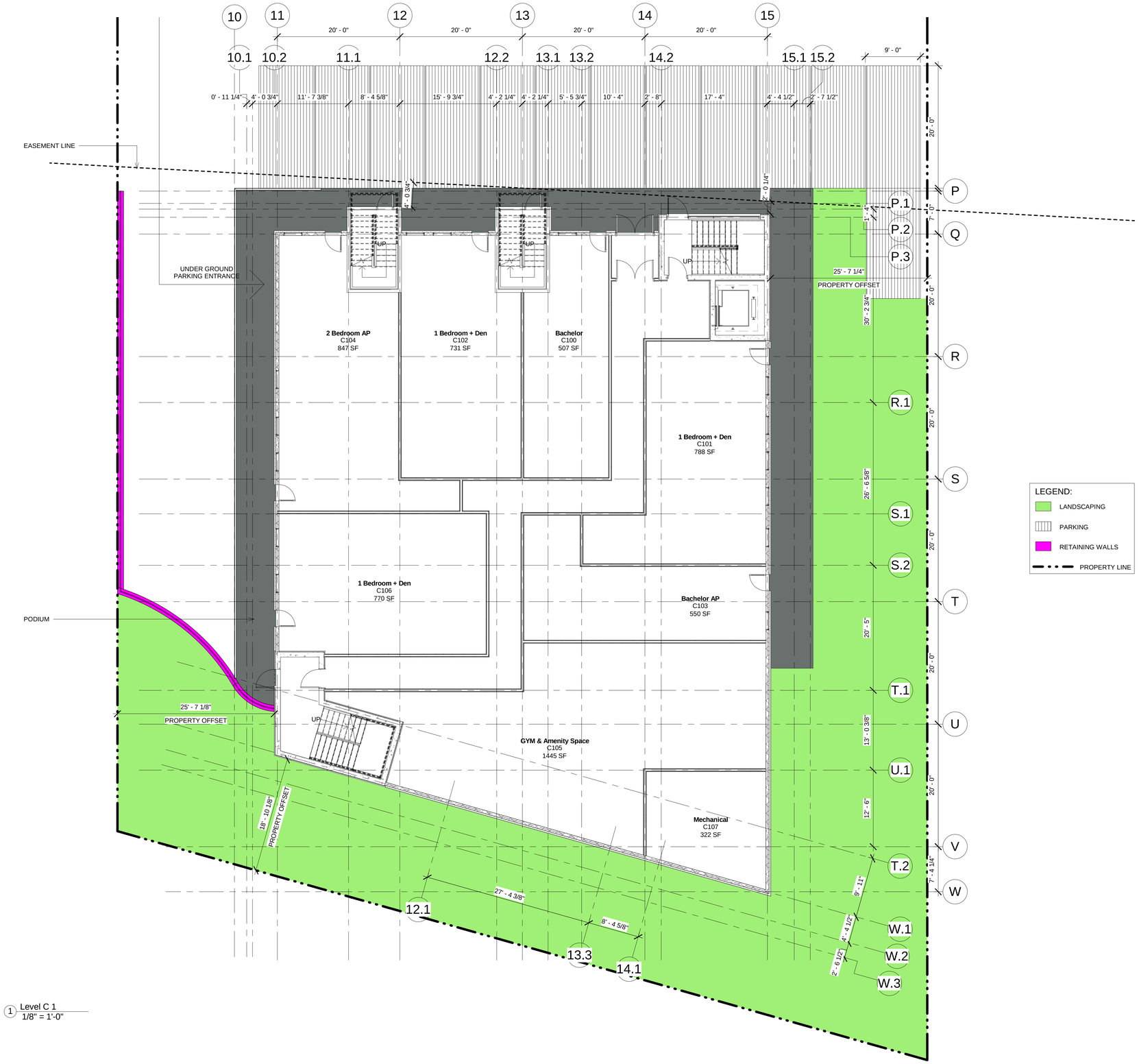

1 Level C 1
1/8" = 1'-0"

T.A. Scott ARCHITECTURE + DESIGN
DRAWING INSPIRATION

No.	Description	Date
1	ISSUED FOR DEVELOPMENT AGREEMENT	2018.11.09

Issue Schedule

No.	Description	Date

Revision Schedule

PORTLAND ST. - CHANDLER

LEVEL 1 FLOOR PLAN

Project Number	17-073
Date	2018.11.09
Drawn By	HA
Checked By	TAS

C-A101

Scale 1/8" = 1'-0"

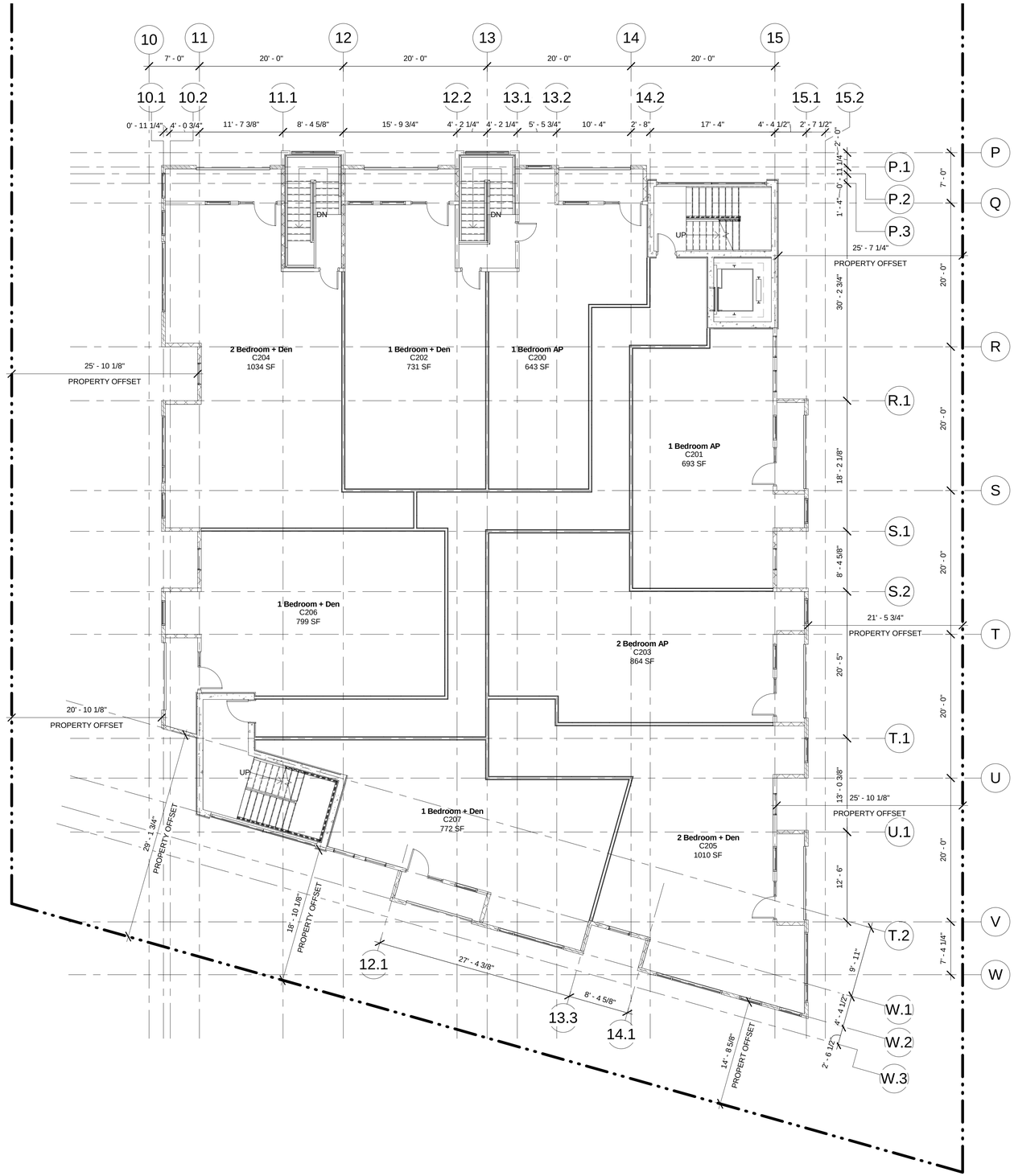

1 Level C 2
1/8" = 1'-0"

T.A. Scott ARCHITECTURE + DESIGN
DRAWING INSPIRATION

No.	Description	Date
1	ISSUED FOR DEVELOPMENT AGREEMENT	2018.11.09

Issue Schedule

No.	Description	Date

Revision Schedule

PORTLAND ST. - CHANDLER

LEVEL 2 FLOOR PLAN

Project Number	17-073
Date	2018.11.09
Drawn By	HA
Checked By	TAS

C-A102

Scale 1/8" = 1'-0"

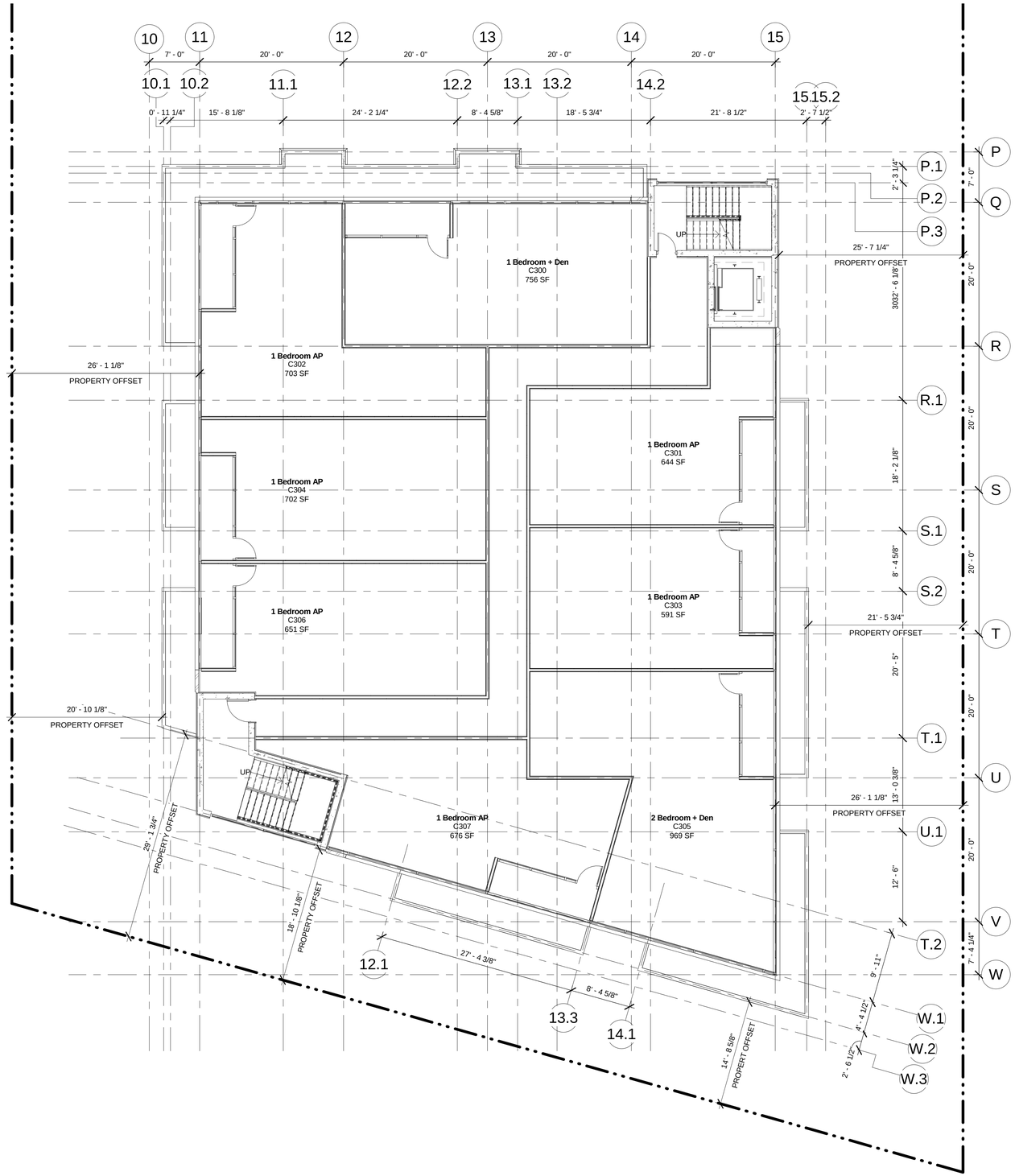

1 Level C 3
1/8" = 1'-0"

T.A. Scott ARCHITECTURE + DESIGN
DRAWING INSPIRATION

No.	Description	Date
1	ISSUED FOR DEVELOPMENT AGREEMENT	2018.11.09

Issue Schedule

No.	Description	Date

Revision Schedule

PORTLAND ST. - CHANDLER

LEVEL 3 FLOOR PLAN

Project Number	17-073
Date	2018.11.09
Drawn By	HA
Checked By	TAS

C-A103

Scale 1/8" = 1'-0"

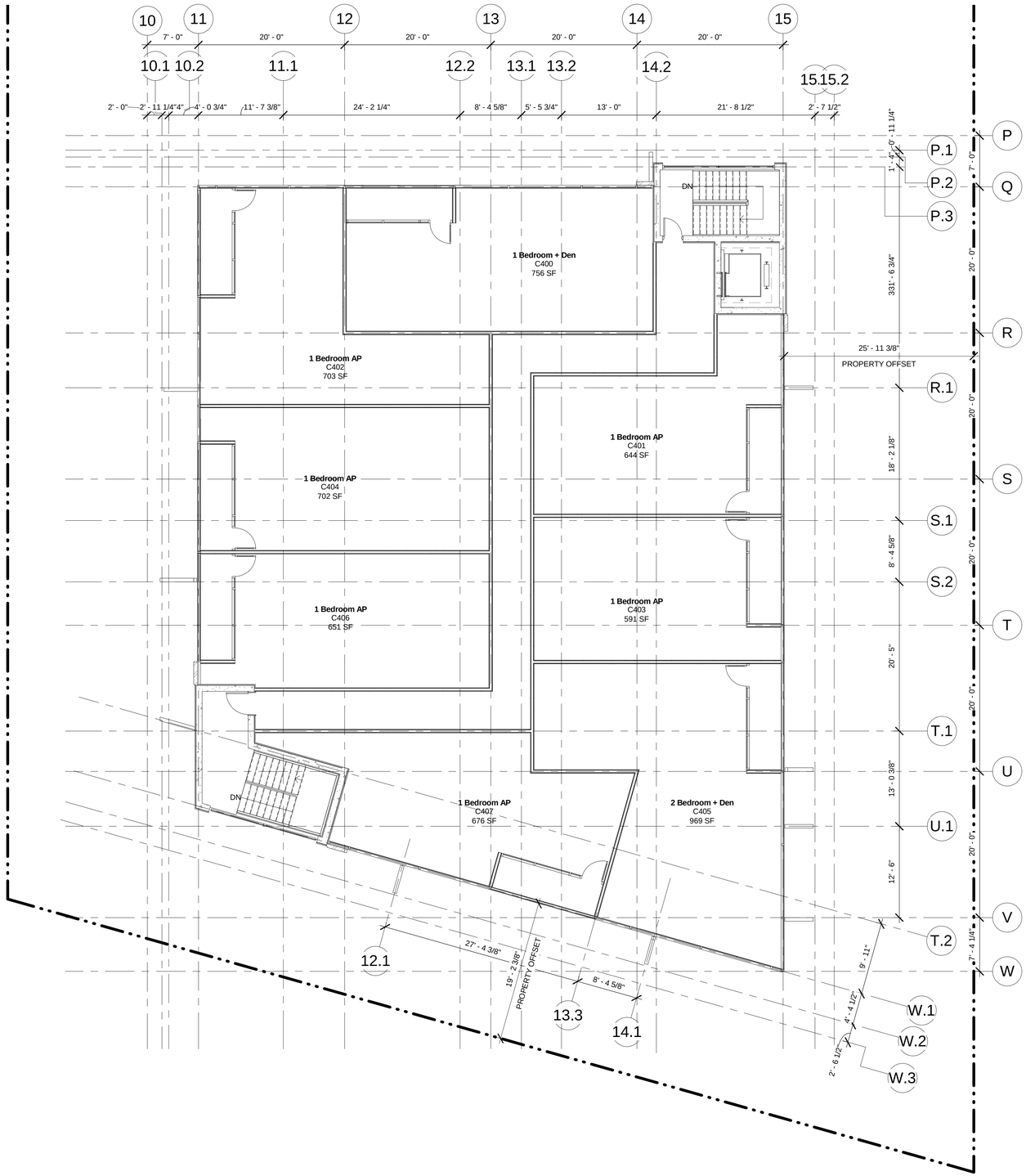

1 Level C 4
1/8" = 1'-0"

T.A. Scott ARCHITECTURE + DESIGN
DRAWING INSPIRATION

No.	Description	Date
1	ISSUED FOR DEVELOPMENT AGREEMENT	2018.11.09

Issue Schedule

No.	Description	Date

Revision Schedule

PORTLAND ST. - CHANDLER

LEVEL 4 FLOOR PLAN

Project Number	17-073
Date	2018.11.09
Drawn By	HA
Checked By	TAS

C-A104

Scale 1/8" = 1'-0"

1 Elevation C North
3/16" = 1'-0"

EXTERIOR FINISHES:

- GREY BRICK
- BLACK CORRUGATED METAL
- INSUL. METAL PANEL AGWAY - BONE WHITE
- INSUL. METAL PANEL AGWAY - REGRENT GREY
- INSUL. METAL PANEL AGWAY - SLATE BLUE
- INSUL. METAL PANEL AGWAY - CHARCOAL FUSAIN
- INSUL. METAL PANEL LUX - WOOD GRAINS / SADDLE
- MIX OF INSUL. METAL PANEL LUX - WOOD GRAINS / DRIFTWOOD & WHITE OAK
- INSUL. METAL PANEL PRODEMA - ICE GREY
- KALWALL TRANSLUCENT PANEL - WHITE
- GLASS
- GLASS RAILING / PACIFICA GLASS - TINTED BLUE
- GLASS SPANDREL PANEL
- LIME GREEN PAINTED DOORS

Building Materials & Colours
1/4" = 1'-0"

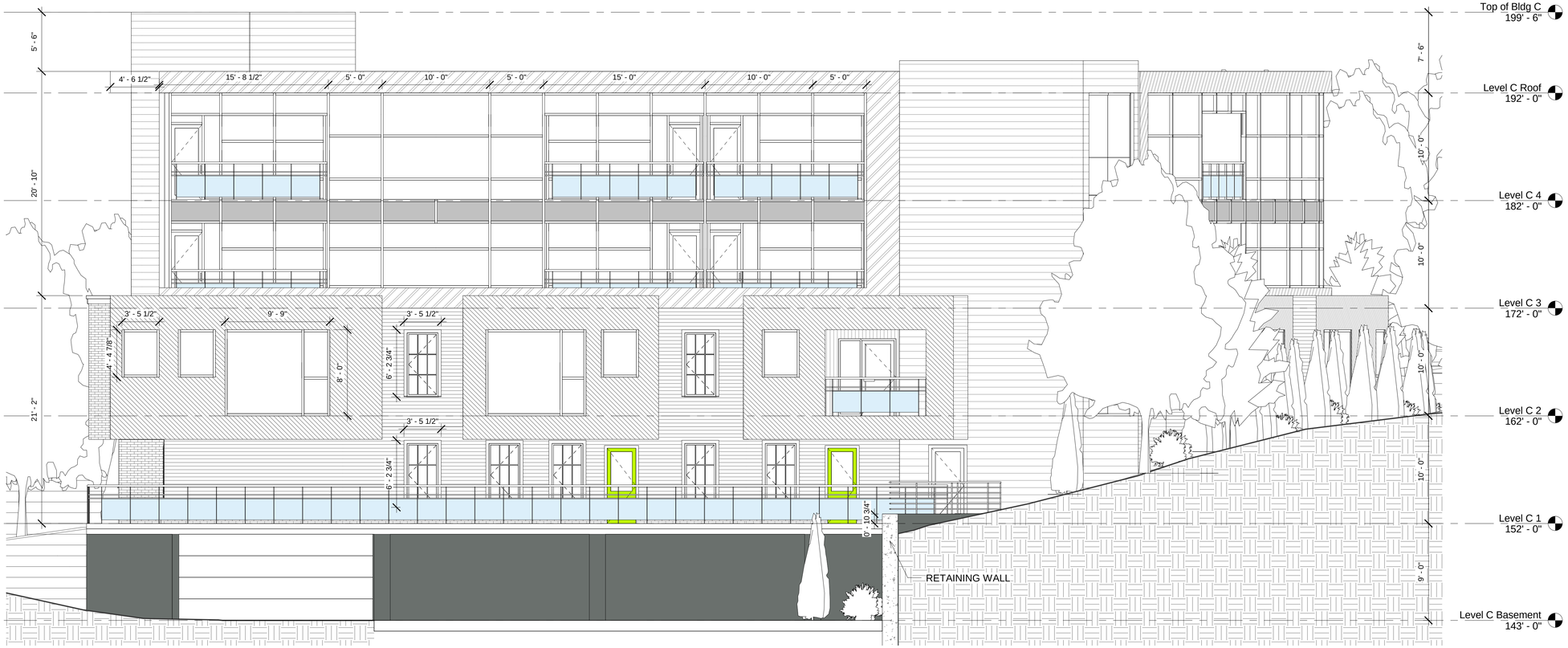

2 Elevation C West
3/16" = 1'-0"

T.A. Scott ARCHITECTURE + DESIGN
DRAWING INSPIRATION

No.	Description	Date
1	ISSUED FOR DEVELOPMENT AGREEMENT	2018.11.09

Issue Schedule

No.	Description	Date

Revision Schedule

PORTLAND ST. - CHANDLER

NORTH & WEST ELEVATIONS

Project Number	17-073
Date	2018.11.09
Drawn By	HA
Checked By	TAS

C-A200

Scale: As indicated

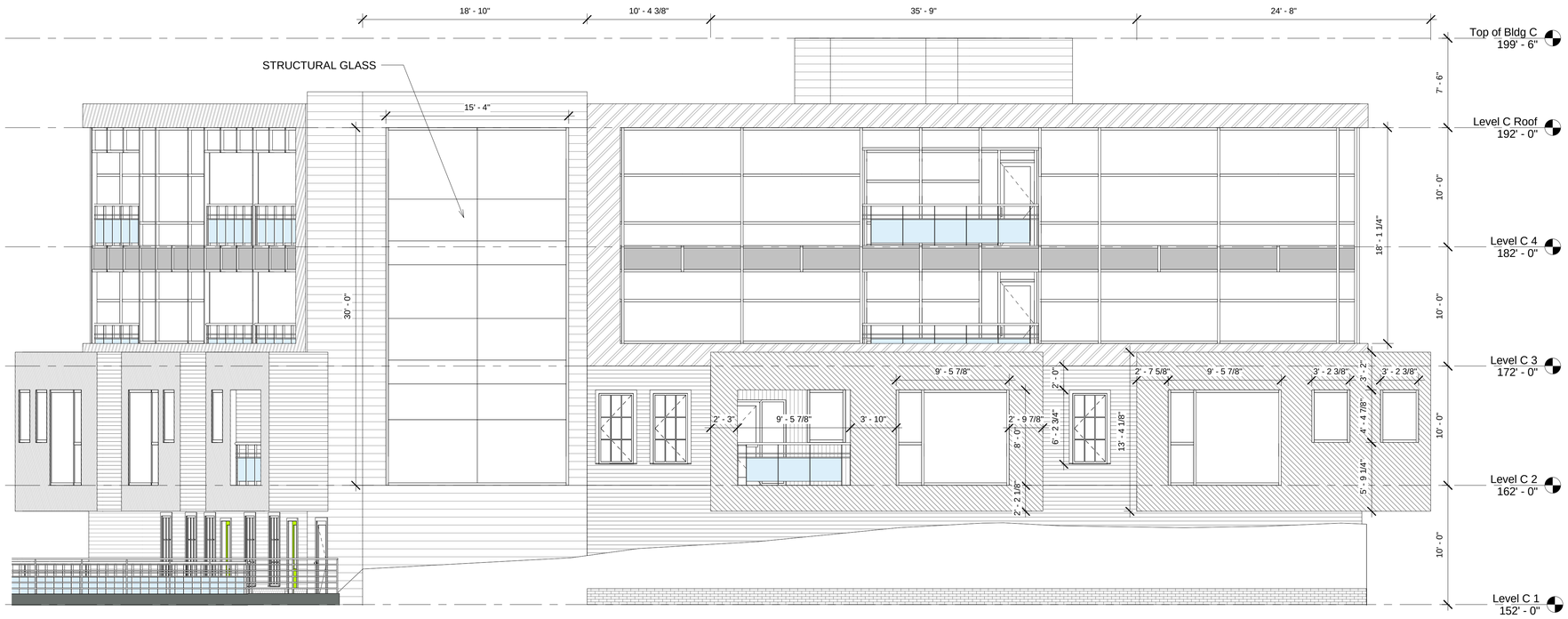

1 Elevation C South
3/16" = 1'-0"

T.A. Scott ARCHITECTURE + DESIGN
DRAWING INSPIRATION

EXTERIOR FINISHES:

- GREY BRICK
- BLACK CORRUGATED METAL
- INSUL. METAL PANEL AGWAY - BONE WHITE
- INSUL. METAL PANEL AGWAY - REGRENT GREY
- INSUL. METAL PANEL AGWAY - SLATE BLUE
- INSUL. METAL PANEL AGWAY - CHARCOAL FUSAIN
- INSUL. METAL PANEL LUX - WOOD GRAINS / SADDLE
- MIX OF INSUL. METAL PANEL LUX - WOOD GRAINS / DRIFTWOOD & WHITE OAK
- INSUL. METAL PANEL PRODEMA - ICE GREY
- KALWALL TRANSLUCENT PANEL - WHITE
- GLASS
- GLASS RAILING / PACIFICA GLASS - TINTED BLUE
- GLASS SPANDREL PANEL
- LIME GREEN PAINTED DOORS

Building Materials & Colours
1/4" = 1'-0"

2 Elevation C East
3/16" = 1'-0"

No.	Description	Date
1	ISSUED FOR DEVELOPMENT AGREEMENT	2018.11.09

Issue Schedule

No.	Description	Date

Revision Schedule

PORTLAND ST. - CHANDLER

SOUTH & EAST ELEVATIONS

Project Number	17-073
Date	2018.11.09
Drawn By	HA
Checked By	TAS

C-A201

Scale: As indicated

T.A. Scott ARCHITECTURE + DESIGN
DRAWING INSPIRATION

BUILDING C

VIEW FROM RODNEY RD.

BUILDING C

No.	Description	Date
1	ISSUED FOR DEVELOPMENT AGREEMENT	2018.11.09

Issue Schedule

No.	Description	Date

Revision Schedule

PORTLAND ST. - CHANDLER

3D PERSPECTIVE

Project Number	17-073
Date	2018.11.09
Drawn By	HA
Checked By	TAS

C-A900

Scale