


RECAPITULATION SHEET

NOTE: "Rejected Ballots" are only those cast but not counted. Do not enter cancelled ballot papers on this sheet.

Poll Division & Table	No. of Names			BALLOTS CAST FOR CANDIDATES		
	Final List	Total Voted	Rejected Ballots	Bill DOOKS	Jim REID	Judy SMILEY
0101 1	619	375	0	302	49	24
0101 2	587	327	1	274	36	16
0102 1	177	114	0	105	1	8
0103 1	695	422	1	378	28	15
0104 1	679	360	1	328	15	16
0105 1	493	265	2	243	8	12
0106 1	355	183	3	52	21	107
0107 1	298	145	1	22	25	97
0108 1	51	45	0	17	10	18
0109 1	552	265	6	72	25	162
0109 2	458	244	1	57	22	164
0110 1	179	94	1	8	2	83
0111 1	140	53	0	9	6	38
0112 1	354	175	0	18	9	148
0113 1	423	196	0	40	14	142
0114 1	27	11	0	4	0	7
0115 1	40	17	0	11	1	5
0116 1	185	101	0	7	94	0
0117 1	572	276	2	15	242	17
0118 1	831	482	0	39	432	11
0119 1	45	15	1	2	12	0
0120 1	485	205	3	33	163	6
0121 1	310	195	3	39	149	4
0122 1	20	9	0	3	5	1

I certify that the foregoing statement is the correct result of the polling at the election held
on the 2nd day of December, 1995.

Dated at Northwest this 6th day of December, 1995.


Returning Officer

RECAPITULATION SHEET

NOTE: "Rejected Ballots" are only those cast but not counted. Do not enter cancelled ballot papers on this sheet.

Poll Division & Table	No. of Names			BALLOTS CAST FOR CANDIDATES		
	Final List	Total Voted	Rejected Ballots	Bill DOOKS	Jim REID	Judy SMILEY
01AP1 1		147	0	137	5	5
01AP2 1		112	0	21	20	71
01AP3 1		100	0	12	84	4
TOTAL	8,575	4,933	26	2,248	1,478	1,181

I certify that the foregoing statement is the correct result of the polling at the election held
on the 2nd day of December, 1995.

Dated at Newmarket this 6th day of December, 1995.


Returning Officer


RECAPITULATION SHEET

NOTE: "Rejected Ballots" are only those cast but not counted. Do not enter cancelled ballot papers on this sheet.

Poll Division & Table	No. of Names on Final List	Total Voted	Rejected Ballots	BALLOTS CAST FOR CANDIDATES		
				Bill HORNE	Beverley PETERS	Gordon R. SNOW
0223 1	622	163	2	20	57	84
0223 2	449	109	0	15	33	61
0224 1	186	89	1	15	20	53
0225 1	694	314	1	32	189	92
0226 1	679	390	0	83	172	135
0226 2	730	365	4	63	166	132
0227 1	649	299	1	59	74	165
0227 2	508	268	0	32	90	146
0227 3	601	298	0	45	98	155
0227 4	711	352	3	57	133	159
0228 1	709	331	2	64	154	111
0228 2	747	334	0	60	139	135
0229 1	496	198	2	37	51	108
0229 2	441	200	0	39	49	112
02AP1 1		227	1	35	87	104
TOTAL	8,222	3,937	17	656	1,512	1,752

I certify that the foregoing statement is the correct result of the polling at the election held
on the 2nd day of December, 1995.

Dated at Northam this 6th day of December, 19 95.


Returning Officer


RECAPITULATION SHEET

NOTE: "Rejected Ballots" are only those cast but not counted. Do not enter cancelled ballot papers on this sheet.

Poll Division & Table	No. of Names on	BALLETS CAST FOR CANDIDATES			David HENDSBEE	Ken LEVY	Hilda ROWLINGS
		Final List	Total Voted	Rejected Ballots			
0330 1	694	205	0	164	5	36	
0331 1	508	148	0	57	15	76	
0331 2	518	155	1	53	17	84	
0332 1	669	299	1	220	43	35	
0332 2	599	244	1	170	29	44	
0332 3	551	271	0	178	51	42	
0333 1	671	286	3	124	95	64	
0333 2	638	258	1	103	106	48	
0333 3	512	223	1	94	87	41	
0334 1	759	362	1	126	166	69	
0335 1	526	285	1	53	142	89	
0336 1	583	248	1	53	100	94	
0337 1	584	261	0	51	159	51	
0338 1	695	306	1	72	194	39	
0338 2	657	288	2	81	185	20	
0338 3	601	222	1	59	124	38	
03AP1 1		302	2	110	116	74	
TOTAL	9,765	4,363	17	1,768	1,634	944	

I certify that the foregoing statement is the correct result of the polling at the election held
on the 2nd day of December, 1995.

Dated at Nantmuth this 6th day of December, 1995.


Returning Officer

Sheet Number _____


RECAPITULATION SHEET

NOTE: "Rejected Ballots" are only those cast but not counted. Do not enter cancelled ballot papers on this sheet.

Poll Division & Table	No. of Names on			BALLOTS CAST FOR CANDIDATES		
	Final List	Total Voted	Rejected Ballots	Ben BATES	Ron COOPER	Lynn TURNER
0439 1	746	273	1	164	67	41
0439 2	527	204	1	133	49	21
0439 3	564	218	0	144	55	19
0439 4	790	279	3	164	84	28
0439 5	815	287	1	197	62	27
0440 1	791	251	5	46	77	123
0440 2	794	270	3	49	94	124
0440 3	705	209	3	36	62	108
0441 1	749	241	2	37	170	32
0441 2	705	230	0	41	155	34
0441 3	677	228	0	24	178	26
0441 4	631	171	1	23	110	37
04AP1 1		477	3	214	192	68
TOTAL	8,494	3,338	23	1,272	1,355	688

I certify that the foregoing statement is the correct result of the polling at the election held
on the 2nd day of December, 1995.

Dated at Halifax this 6th day of December, 1995.


Returning Officer


RECAPITULATION SHEET

NOTE: "Rejected Ballots" are only those cast but not counted. Do not enter cancelled ballot papers on this sheet.

Poll Division & Table		No. of Names on			BALLOTS CAST FOR CANDIDATES		
		Final List	Total Voted	Rejected Ballots	Wayne COADY	Harry MCINROY	Murray OSBORNE
0542	1	768	257	1	54	177	25
0542	2	777	276	6	67	173	30
0542	3	773	254	1	70	160	23
0542	4	615	219	1	60	136	22
0543	1	642	183	0	14	62	107
0543	2	657	190	0	11	66	113
0543	3	687	210	2	9	47	152
0543	4	438	126	1	14	34	77
0544	1	636	200	3	13	50	134
0544	2	690	197	2	15	48	132
0544	3	704	214	4	11	69	130
0544	4	489	142	2	6	48	86
0545	1	178	20	2	3	5	10
0546	1	744	268	2	94	136	36
0546	2	720	269	1	102	123	43
0546	3	757	282	1	101	134	46
0546	4	423	156	0	58	78	20
0546	5	620	213	3	64	117	29
0547	1	37	15	1	8	5	1
05AP1	1		270	4	51	185	30
05AP2	1		152	3	5	51	93
TOTAL		11,355	4,113	40	830	1,904	1,339

I certify that the foregoing statement is the correct result of the polling at the election held
on the 2nd day of December, 1995.

Dated at Dartmouth this 6th day of December, 1995.


Returning Officer


RECAPITULATION SHEET

NOTE: "Rejected Ballots" are only those cast but not counted. Do not enter cancelled ballot papers on this sheet.

Poll Division & Table		No. of Names			BALLOTS CAST FOR CANDIDATES	
		Final List	Total Voted	Rejected Ballots	Jack GREENOUGH	Ed TOWLE
0601	1	209	71	0	47	24
0601	2	669	222	0	144	78
0601	3	736	276	1	201	74
0601	4	541	191	1	135	55
0601	5	626	222	0	161	61
0601	6	538	170	0	112	58
0601	7	434	159	0	123	36
0601	8	407	127	0	90	37
0601	9	610	216	1	153	62
0601	10	564	203	0	138	65
0601	11	546	191	1	120	70
0601	12	325	114	0	78	36
0601	13	648	213	1	149	63
0601	14	285	103	0	79	24
0601	15	482	187	3	120	64
06AP1	1		264	2	178	84
TOTAL		7,620	2,929	10	2,028	891

I certify that the foregoing statement is the correct result of the polling at the election held
on the 2nd day of December, 1995.

Dated at Dartmouth this 6th day of December, 1995.


Returning Officer


RECAPITULATION SHEET

NOTE: "Rejected Ballots" are only those cast but not counted. Do not enter cancelled ballot papers on this sheet.

Poll Division & Table		No. of Names			BALLOTS CAST FOR CANDIDATES	
		Final List	Total Voted	Rejected Ballots	Condo SARTO	Don SMELTZER
0702	1	445	194	2	90	102
0702	2	578	244	0	122	122
0702	3	634	307	1	147	159
0702	4	367	167	3	76	88
0702	5	578	260	2	134	124
0702	6	446	192	0	94	98
0702	7	337	157	0	80	77
0702	8	381	160	0	81	79
0703	1	725	290	0	201	89
0703	2	527	212	2	148	62
0703	3	542	236	1	160	75
0703	4	329	108	0	85	23
0703	5	542	224	0	150	74
0703	6	453	164	0	101	63
0703	7	396	162	0	117	45
0703	8	421	167	0	109	58
0703	9	496	192	0	123	69
0703	10	701	256	0	158	98
0703	11	670	258	3	160	95
07AP1	1		178	0	82	96
07AP1	2		246	1	168	77
TOTAL		9,568	4,374	15	2,586	1,773

I certify that the foregoing statement is the correct result of the polling at the election held
on the 2nd day of December, 1995.

Dated at Halifax this 6th day of December, 1995.


Returning Officer


RECAPITULATION SHEET

NOTE: "Rejected Ballots" are only those cast but not counted. Do not enter cancelled ballot papers on this sheet.

Poll Division & Table	No. of Names on Final List	Total Voted	Rejected Ballots	BALLOTS CAST FOR CANDIDATES	
				Bruce HETHERINGTON	Cliff WILLIAMS
0804 1	129	46	2	37	7
0805 1	602	119	1	96	22
0805 2	565	103	0	71	32
0805 3	504	102	0	75	27
0806 1	486	127	1	81	45
0806 2	577	164	0	102	62
0806 3	421	129	2	78	49
0806 4	662	207	3	121	83
0806 5	612	198	0	101	97
0806 6	498	139	3	71	65
0806 7	330	90	3	51	36
0806 8	357	100	0	60	40
0811 1	589	173	4	79	90
0811 2	536	183	0	95	88
0811 3	468	142	2	72	68
0811 4	471	155	2	72	81
08AP1 1		105	1	71	33
08AP1 2		88	1	56	31
TOTAL	7,807	2,370	25	1,389	956

I certify that the foregoing statement is the correct result of the polling at the election held
on the 2nd day of December, 1995.

Dated at Hartmouth this 6th day of December, 1995.


Returning Officer


RECAPITULATION SHEET

NOTE: "Rejected Ballots" are only those cast but not counted. Do not enter cancelled ballot papers on this sheet.

Poll Division & Table	No. of Names			BALLOTS CAST FOR CANDIDATES
	Final List	Total Voted	Rejected Ballots	

I certify that the foregoing statement is the correct result of the polling at the election held
on the 2nd day of December, 1995.

Dated at Starmouth this 6th day of December, 1995.



Returning Officer

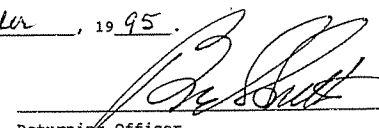
RECAPITULATION SHEET

NOTE: "Rejected Ballots" are only those cast but not counted. Do not enter cancelled ballot papers on this sheet.

Poll Division & Table		No. of Names on			BALLOTS CAST FOR CANDIDATES	
		Final List	Total Voted	Rejected Ballots	John CUNNINGHAM	Colin MAY
1008	1	286	147	2	63	82
1009	1	221	137	0	50	87
1010	1	279	81	0	39	42
1010	2	479	163	2	92	69
1010	3	553	185	1	119	65
1010	4	456	170	2	93	75
1010	5	501	192	2	121	69
1010	6	584	174	1	117	56
1010	7	596	195	0	99	96
1010	8	539	192	6	93	93
1010	9	680	207	0	114	93
1010	10	542	201	0	112	89
1010	11	583	193	3	110	80
1010	12	789	266	1	157	108
1010	13	391	139	2	72	65
1010	14	461	151	3	94	54
1010	15	369	130	1	75	54
1010	16	464	132	1	77	54
1010	17	481	155	3	98	54
1010	18	381	130	1	79	50
1010	19	438	129	0	77	52
1010	20	455	145	0	97	48
1010	21	681	224	2	114	108
10AP1	1		217	2	135	80

I certify that the foregoing statement is the correct result of the polling at the election held
on the 2nd day of December, 1995.

Dated at Dartmouth this 6th day of December, 1995.


Returning Officer

Sheet Number _____


RECAPITULATION SHEET

NOTE: "Rejected Ballots" are only those cast but not counted. Do not enter cancelled ballot papers on this sheet.

Poll Division & Table	No. of Names			BALLOTS CAST FOR CANDIDATES	
	Final List	Total Voted	Rejected Ballots	John CUNNINGHAM	Colin MAY
10AP1 2		218	1	148	69
TOTAL	11,209	4,273	36	2,445	1,792

I certify that the foregoing statement is the correct result of the polling at the election held
on the 2nd day of December, 1995.

Dated at Parliament this 6th day of December, 1995.


Returning Officer


RECAPITULATION SHEET

NOTE: "Rejected Ballots" are only those cast but not counted. Do not enter cancelled ballot papers on this sheet.

Poll Division & Table		No. of Names on			BALLOTS CAST FOR CANDIDATES	
		Final List	Total Voted	Rejected Ballots	Jerry BLUMENTHAL	Dan CLARKE
1101	1	637	205	0	174	31
1101	2	597	200	4	170	26
1101	3	558	222	5	194	23
1102	1	415	143	1	133	9
1102	2	436	149	0	135	14
1103	1	580	280	3	250	27
1103	2	627	296	2	263	31
1103	3	525	220	3	189	28
1104	1	733	357	4	327	26
1104	2	616	303	2	273	28
1104	3	648	318	3	288	27
1104	4	650	327	2	301	24
1105	1	137	93	3	86	4
1106	1	380	182	20	89	73
1106	2	353	138	2	66	70
1137	1	521	171	3	121	47
1137	2	641	222	4	167	51
1137	3	618	218	2	138	78
1137	4	333	96	0	79	17
1137	5	501	151	3	105	43
11AP1	1		170	3	138	29
11AP1	2		188	0	172	16
TOTAL		10,506	4,649	69	3,858	722

I certify that the foregoing statement is the correct result of the polling at the election held
on the 2nd day of December, 1995.

Dated at Newmarket this 6th day of December, 1995.


Returning Officer


RECAPITULATION SHEET

NOTE: "Rejected Ballots" are only those cast but not counted. Do not enter cancelled ballot papers on this sheet.

Poll Division & Table	No. of Names			Rejected Ballots	BALLOTS CAST FOR CANDIDATES	
	Final List	Total Voted	Total		Final	Total

I certify that the foregoing statement is the correct result of the polling at the election held on the 2nd day of December, 1995.

Dated at Eastmount this 6th day of December, 1995.



Returning Officer


RECAPITULATION SHEET

NOTE: "Rejected Ballots" are only those cast but not counted. Do not enter cancelled ballot papers on this sheet.

Poll Division & Table		No. of Names on			BALLOTS CAST FOR CANDIDATES	
		Final List	Total Voted	Rejected Ballots	Kate CARMICHAEL	Larry UTECK
1307	1	163	123	3	33	87
1319	1	680	239	3	79	157
1319	2	674	237	0	90	147
1319	3	631	278	2	86	190
1319	4	507	221	2	66	153
1319	5	300	111	2	32	77
1320	1	614	244	1	104	139
1320	2	578	235	3	117	115
1320	3	562	244	0	119	125
1320	4	342	147	1	72	74
1320	5	428	197	2	80	115
1321	1	23	4	0	4	0
1323	1	111	86	3	44	39
1324	1	568	253	3	133	117
1324	2	585	268	0	151	117
1324	3	484	229	1	125	103
1324	4	516	237	3	133	101
1325	1	590	293	1	149	143
1325	2	520	236	5	119	112
1325	3	524	254	4	103	147
1325	4	554	283	1	147	135
13AP1	1		200	0	68	132
13AP1	2		294	1	134	159
TOTAL		9,954	4,913	41	2,188	2,684

I certify that the foregoing statement is the correct result of the polling at the election held
on the 2nd day of December, 1995.

Dated at Dartmouth this 6th day of December, 1995.


Returning Officer

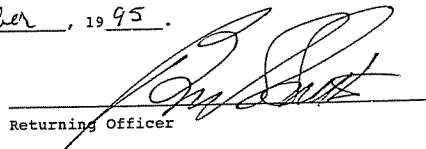
RECAPITULATION SHEET

NOTE: "Rejected Ballots" are only those cast but not counted. Do not enter cancelled ballot papers on this sheet.

Poll Division & Table	No. of Names on Final List	BALLOTS CAST FOR CANDIDATES			Blair BEED	Michael E. BOSCHAT	Mary Ann CROWLEY	Howard EPSTEIN	William (Bill) GRANDY
		Total Voted	Rejected Ballots						
1418 1	421	165	0	13	0	37	114	1	
1418 2	567	242	0	10	1	53	175	3	
1418 3	529	201	3	15	0	58	123	2	
1418 4	410	155	1	3	0	41	108	2	
1418 5	593	213	1	18	2	61	129	2	
1418 6	433	157	1	3	0	38	113	2	
1418 7	645	238	1	18	0	42	173	4	
1432 1	570	367	3	50	3	157	149	5	
1432 2	553	351	0	35	1	188	125	2	
1432 3	627	331	2	37	1	151	139	1	
1432 4	663	374	3	42	2	186	135	6	
1433 1	182	142	4	12	1	120	4	1	
1434 1	612	302	4	72	5	99	121	1	
1434 2	450	243	0	47	0	86	103	7	
1434 3	522	281	1	84	1	67	124	4	
1434 4	608	305	0	69	3	102	127	4	
1434 5	540	271	2	60	3	99	103	4	
1434 6	331	157	3	43	0	50	59	2	
1436 1	168	63	4	19	0	26	12	2	
14AP1 1		108	0	6	0	33	68	1	
14AP1 2		267	0	54	2	127	78	6	
TOTAL	9,424	4,933	33	710	25	1,821	2,282	62	

I certify that the foregoing statement is the correct result of the polling at the election held
on the 2nd day of December, 1995.

Dated at Nantmouth this 6th day of December, 1995.

Returning Officer 

RECAPITULATION SHEET


NOTE: "Rejected Ballots" are only those cast but not counted. Do not enter cancelled ballot papers on this sheet.

Poll Division & Table		No. of Names on			BALLOTS CAST FOR CANDIDATES	
		Final List	Total Voted	Rejected Ballots	Ralph MAHER	Russell WALKER
1538	1	568	141	2	76	63
1538	2	684	195	3	97	95
1538	3	687	223	4	123	96
1538	4	398	116	1	69	46
1538	5	599	147	6	85	56
1551	1	594	236	3	153	80
1551	2	504	184	1	115	68
1551	3	519	212	2	153	57
1551	4	560	227	4	128	95
1551	5	569	231	3	144	84
1551	6	326	130	0	84	46
1554	1	542	190	3	61	126
1554	2	549	218	4	62	152
1554	3	632	234	2	86	146
1554	4	333	108	1	41	66
1554	5	535	188	4	50	134
1555	1	540	235	6	40	189
1555	2	504	203	3	51	149
1555	3	496	188	1	37	150
1556	1	211	66	13	18	35
15AP1	1		206	4	86	116
15AP2	2		191	3	97	91
TOTAL		10,350	4,069	73	1,856	2,140

I certify that the foregoing statement is the correct result of the polling at the election held

on the 2nd day of December, 1995.

Dated at St. John's this 6th day of December, 1995.


Returning Officer


RECAPITULATION SHEET

NOTE: "Rejected Ballots" are only those cast but not counted. Do not enter cancelled ballot papers on this sheet.

Poll Division & Table		No. of Names			BALLOTS CAST FOR CANDIDATES	
		Final List	Total Voted	Rejected Ballots	Tom ABRAHAM	Bill STONE
1646	1	548	130	3	71	56
1646	2	411	68	0	41	27
1646	3	477	105	0	52	53
1646	4	642	157	1	88	68
1646	5	607	136	0	61	75
1647	1	693	239	3	108	128
1647	2	675	268	3	122	143
1647	3	670	269	3	122	144
1648	1	536	128	2	57	69
1648	2	602	154	1	75	78
1649	1	423	165	0	86	79
1649	2	561	159	0	79	80
1649	3	580	182	1	97	84
1649	4	399	120	1	38	81
1649	5	662	247	1	123	123
1649	6	654	232	1	123	108
1649	7	360	131	4	64	63
1650	1	656	291	3	123	165
1650	2	612	277	0	121	156
1650	3	505	243	2	130	111
16AP1	1		174	3	86	85
16AP1	2		227	6	98	123
TOTAL		11,273	4,102	38	1,965	2,099

I certify that the foregoing statement is the correct result of the polling at the election held
on the 2nd day of December, 1995.

Dated at Dartmouth this 6th day of December, 1995.


Returning Officer


RECAPITULATION SHEET

NOTE: "Rejected Ballots" are only those cast but not counted. Do not enter cancelled ballot papers on this sheet.

Poll Division & Table	No. of Names on Final List	BALLOTS CAST FOR CANDIDATES			Mel BOUTILIER	Ron HANSON	Hamid NASRALLAH
		Total Voted	Rejected Ballots				
1728 1	630	179	2	26	125	26	
1728 2	503	152	2	19	107	24	
1728 3	549	168	4	47	88	29	
1728 4	571	186	1	50	103	32	
1728 5	321	84	1	16	62	5	
1728 6	593	176	4	41	116	15	
1729 1	125	26	2	3	16	5	
1731 1	563	274	6	72	185	11	
1731 2	510	244	2	62	166	14	
1731 3	476	214	2	58	151	3	
1742 1	216	50	0	16	29	5	
1743 1	256	40	0	8	30	2	
1745 1	653	346	3	107	204	32	
1745 2	595	308	2	113	172	21	
1745 3	644	313	2	106	190	15	
1745 4	453	206	1	92	101	12	
1753 1	563	237	1	71	157	8	
1753 2	575	249	5	75	163	6	
1753 3	657	282	1	67	189	25	
1753 4	475	192	2	38	144	8	
17AP1 1		197	3	35	136	23	
17AP1 2		224	1	74	131	18	
TOTAL	9,928	4,347	47	1,196	2,765	339	

I certify that the foregoing statement is the correct result of the polling at the election held
on the 2nd day of December, 1995.

Dated at Halifax this 6th day of December, 1995.


Returning Officer


RECAPITULATION SHEET

NOTE: "Rejected Ballots" are only those cast but not counted. Do not enter cancelled ballot papers on this sheet.

Poll Division & Table	No. of Names on Final List	Total Voted	Rejected Ballots	BALLOTS CAST FOR CANDIDATES	
				Steve ADAMS	Russell GALLANT
1827 1	563	190	4	98	88
1827 2	515	156	0	94	62
1827 3	557	175	2	98	75
1827 4	434	129	3	61	65
1840 1	582	173	6	104	63
1840 2	595	152	2	76	74
1840 3	537	137	1	78	58
1840 4	338	99	1	63	35
1840 5	455	109	1	51	57
1841 1	561	261	1	215	45
1841 2	528	260	3	195	62
1841 3	465	234	4	187	43
1848 1	817	484	0	312	172
1848 2	780	434	11	287	136
1849 1	561	304	12	176	116
1850 1	720	390	4	288	98
1851 1	718	332	2	219	111
1851 2	679	300	5	217	78
18AP1 1		193	4	113	76
18AP2 1		144	0	95	49
TOTAL	10,405	4,656	66	3,027	1,563

I certify that the foregoing statement is the correct result of the polling at the election held
on the 2nd day of December, 1995.

Dated at Northwest this 6th day of December, 1995.


Returning Officer


RECAPITULATION SHEET

NOTE: "Rejected Ballots" are only those cast but not counted. Do not enter cancelled ballot papers on this sheet.

Poll Division & Table	No. of Names on Final List	Total Voted	Rejected Ballots	BALLOTS CAST FOR CANDIDATES		
				Barry BARNET	Colleen HACHE	David E. MERRIGAN
1952 1	689	204	0	104	59	41
1952 2	469	113	1	56	26	30
1952 3	592	174	3	82	55	34
1952 4	731	230	0	109	85	36
1952 5	736	194	1	82	72	39
1953 1	693	180	2	96	53	29
1953 2	449	146	1	73	41	31
1953 3	590	169	1	77	62	29
1953 4	744	255	1	138	70	46
1953 5	763	215	1	113	63	38
1954 1	715	294	0	173	106	15
1954 2	589	214	0	100	94	20
1954 3	600	220	0	135	65	20
1954 4	500	213	1	113	93	6
1955 1	487	122	2	60	21	39
1955 2	461	148	0	74	15	59
1956 1	533	190	1	31	18	140
1956 2	619	269	0	30	44	195
1956 3	640	259	1	63	30	165
1956 4	707	247	0	38	27	182
1957 1	188	38	0	8	7	23
1958 1	114	72	4	16	11	41
19AP1 1		182	1	105	44	32
19AP2 1		108	0	63	36	9

I certify that the foregoing statement is the correct result of the polling at the election held
on the 2nd day of December, 1995.

Dated at Leartmouth this 6th day of December, 1995.


Returning Officer


RECAPITULATION SHEET

OTE: "Rejected Ballots" are only those cast but not counted. Do not enter cancelled ballot papers on this sheet.

Poll Division & Table	No. of Names			BALLOTS CAST FOR CANDIDATES		
	Final List	Total Voted	Rejected Ballots	Barry BARNET	Colleen HACHE	David E. MERRIGAN
9AP3 1	158	0	0	21	23	114
TOTAL	12,609	4,614	21	1,960	1,220	1,413

I certify that the foregoing statement is the correct result of the polling at the election held
on the 2nd day of December, 1995.

Dated at Antwerp this 6th day of December, 1995.



Returning Officer

RECAPITULATION SHEET

NOTE: "Rejected Ballots" are only those cast but not counted. Do not enter cancelled ballot papers on this sheet.

Poll Division & Table		No. of Names			BALLOTS CAST FOR CANDIDATES	
		Final List	Total Voted	Rejected Ballots	Jack R. BRILL	Bob HARVEY
2059	1	631	244	1	57	186
2059	2	577	208	2	51	155
2060	1	687	210	0	50	160
2060	2	721	278	1	75	202
2060	3	571	187	1	67	119
2060	4	636	196	0	57	139
2061	1	759	358	0	201	157
2061	2	538	244	0	125	119
2061	3	554	237	1	129	107
2061	4	672	314	1	186	127
2061	5	814	361	0	185	176
2062	1	556	197	2	68	127
2062	2	681	234	2	71	161
2062	3	454	154	0	56	98
2062	4	751	258	0	104	154
2062	5	659	257	2	73	182
2062	6	580	186	0	65	121
2062	7	800	278	0	95	183
20AP1	1		442	0	132	310
TOTAL		11,641	4,843	13	1,847	2,983

I certify that the foregoing statement is the correct result of the polling at the election held
on the 2nd day of December, 1995.

Dated at Parsons this 6th day of December, 1995.


Returning Officer


RECAPITULATION SHEET

NOTE: "Rejected Ballots" are only those cast but not counted. Do not enter cancelled ballot papers on this sheet.

Poll Division & Table	No. of Names on Final List	Total Voted	Rejected Ballots	BALLOTS CAST FOR CANDIDATES		
				Anne COSGROVE	Len GOUCHER	Peter J. KELLY
2101 1	719	277	0	27	44	206
2101 2	631	250	0	34	47	169
2101 3	647	243	2	28	36	177
2101 4	706	304	1	34	47	222
2101 5	676	283	3	29	59	192
2101 6	837	355	1	33	46	275
2101 7	725	312	2	24	58	228
2101 8	771	333	3	30	58	242
2101 9	696	309	3	32	54	220
2101 10	604	236	3	22	34	177
2101 11	693	251	0	29	30	192
2101 12	556	223	0	24	41	158
21AP1 1		322	1	29	67	225
21AP1 2		277	1	29	59	188
TOTAL	8,261	3,975	20	404	680	2,871

I certify that the foregoing statement is the correct result of the polling at the election held
on the 2nd day of December, 1995.

Dated at Newmarket this 6th day of December, 1995.


Returning Officer

Sheet Number _____


RECAPITULATION SHEET

NOTE: "Rejected Ballots" are only those cast but not counted. Do not enter cancelled ballot papers on this sheet.

Poll Division & Table	No. of Names on Final List	Total Voted	Rejected Ballots	BALLOTS CAST FOR CANDIDATES		
				Dave GORDON	Reg RANKIN	Tom ROBERTSON
2263 1	660	294	1	144	88	61
2264 1	679	252	0	75	78	99
2264 2	623	233	7	65	87	74
2264 3	563	195	5	63	55	72
2265 1	592	186	2	62	82	40
2266 1	607	174	2	40	83	49
2267 1	146	66	1	1	43	21
2268 1	622	304	3	3	219	79
2268 2	648	291	0	11	194	86
2268 3	532	242	0	5	178	59
2269 1	754	399	2	8	304	85
2269 2	740	406	3	10	311	82
2270 1	753	404	2	7	242	153
2270 2	801	382	0	11	233	138
2271 1	681	290	6	19	80	185
22AP1 1		130	1	50	43	36
22AP2 1		287	0	18	165	104
TOTAL	9,401	4,535	35	592	2,485	1,423

I certify that the foregoing statement is the correct result of the polling at the election held
on the 2nd day of December, 1995.

Dated at Heartmouth this 6th day of December, 1995.


Returning Officer


RECAPITULATION SHEET

NOTE: "Rejected Ballots" are only those cast but not counted. Do not enter cancelled ballot papers on this sheet.

Poll Division & Table	No. of Names on Final List	Total Voted	Rejected Ballots	BALLOTS CAST FOR CANDIDATES			
				Vance W. COLLIER	Kenneth FRALICK	Jack MITCHELL	Mary Lyn SATURLEY
2372 1	947	529	3	71	19	226	210
2373 1	490	245	2	23	28	95	97
2374 1	451	255	0	16	32	169	38
2375 1	857	479	5	11	197	197	69
2376 1	422	224	1	2	86	68	67
2377 1	482	233	0	6	90	75	62
2378 1	737	301	2	10	109	101	79
2379 1	534	255	3	7	89	72	84
2380 1	475	185	1	8	71	41	64
2380 2	464	214	1	3	67	65	78
2381 1	276	129	4	3	38	49	35
2382 1	747	341	3	8	103	98	129
2383 1	709	332	3	8	20	105	196
2383 2	731	363	0	5	26	111	221
2383 3	646	317	1	8	24	95	189
2384 1	629	341	8	12	28	218	75
2384 2	544	273	2	12	18	195	46
23AP1 1		191	2	9	88	56	36
23AP2 1		237	2	11	19	100	105
TOTAL	10,141	5,444	43	233	1,152	2,136	1,880

I certify that the foregoing statement is the correct result of the polling at the election held
on the 2nd day of December, 1995.

Dated at Halifax this 6th day of December, 1995.


Returning Officer