

Acceptable Spans for Deck Beams and Joists (use Diagrams 2 and 3 as a guide)

Beam (J) sizes and options.

Wood Beam Size	Supported Joist Length of Wood Joists				
	8' - 0"	10' - 0"	12' - 0"	14' - 0"	16' - 0"
	Maximum Span of Wood Beam Between Columns (Z)				
3 - 2" X 8"	10' - 0"	9' - 4"	8' - 7"	7' - 11"	7' - 5"
4 - 2" X 8"	11' - 0"	10' - 3"	9' - 8"	9' - 2"	8' - 7"
3 - 2" x 10"	12' - 10"	11' - 6"	10' - 6"	9' - 8"	9' - 1"
4 - 2" X 10"	14' - 1"	13' - 1"	12' - 1"	11' - 2"	10' - 6"
3 - 2" X 12"	14' - 11"	13' - 4"	12' - 2"	11' - 3"	10' - 6"
4 - 2" X 12"	17' - 2"	15' - 4"	14' - 0"	13' - 0"	12' - 2"

Joist (W) sizes and options.

Lumber Size	Spacing of Joists (W) (on center)	Span (F)	Spacing of joists (W) (on center)	Span (F)
2" X 6"	16"	9' - 8"	12"	10' - 8"
2" X 8"	16"	12' - 9"	12"	13' - 6"
2" X 10"	16"	15' - 7"	12"	16' - 1"
2" X 12"	16"	17' - 10"	12"	18' - 11"

Footing (H) options.

A deck may be supported with a 10" sonotube on a 24"x24" column pad. You may also use a "big foot" footing and sono tube combination.

Notes:

1. Supported joist length is half the sum of joist spans on both sides of the beam.

2. Lumber used for joists, trusses, rafters and beams shall be identified by a grade stamp to indicate its grade as determined by the Standards Grading Rules for Canadian Lumber.

Decks

Frequently Asked Questions

What do I need to apply for a permit?

- 3 copies of the complete plans, showing all structural components.
- 3 copies of a site plan showing the proposed location of the project in relation to any other buildings on the property, the property lines, and water courses.
- All applicable fees and deposits.

How much will my permit cost?

The permit fee to construct a deck is based on \$5.50 per \$1000.00 of the estimated value of your project with a minimum fee of \$25.00 and a Development Permit fee of \$50.00. Depending on the complexity of your project, additional fees may be required. If the property is located in Bedford a lot grading permit is required. Please consult our fee schedule at www.halifax.ca.

Do I need to call for inspections?

Yes, once the permit is issued, you are required to call for the following inspections: • Footing • Final

How long will it take to get a permit?

Once we have received your application, every effort is made to issue your permit within 10 business days.

Do I need footings for my deck?

Yes, you require footings for a deck if it is attached to your house. You also require footings for a deck if it is detached and more than 2' above grade.

Where can I make an application for a permit?

The following Municipal Customer Service Centres accept applications:

- 7071 Bayers Road, Suite 2005 (Bayers Road Centre) in Halifax
- 40 Alderney Drive, 1st floor (Alderney Gate) in Dartmouth

How do I request an inspection?

An inspection can be requested by calling the inspection line at 902.490.7097 before 8am.

Decks

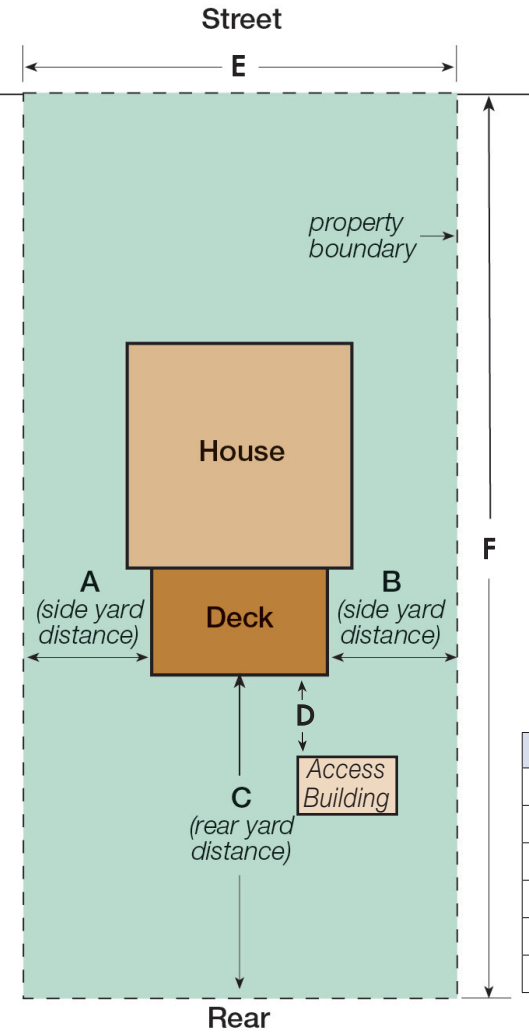
Above Grade Wood Decks & Railings

Residents locating a deck on their property in Halifax are required to obtain a permit. In obtaining a permit, details of locating the deck must be identified.

Sample Site Plan

Indicate distances to the property lines from the proposed deck on the drawing below.

DIAGRAM 1



DIMENSIONS	
A =	
B =	
C =	
D =	
E =	
F =	

Sample Construction Plan

Indicate the construction details outlined in the plan and elevation below.

DIAGRAM 2

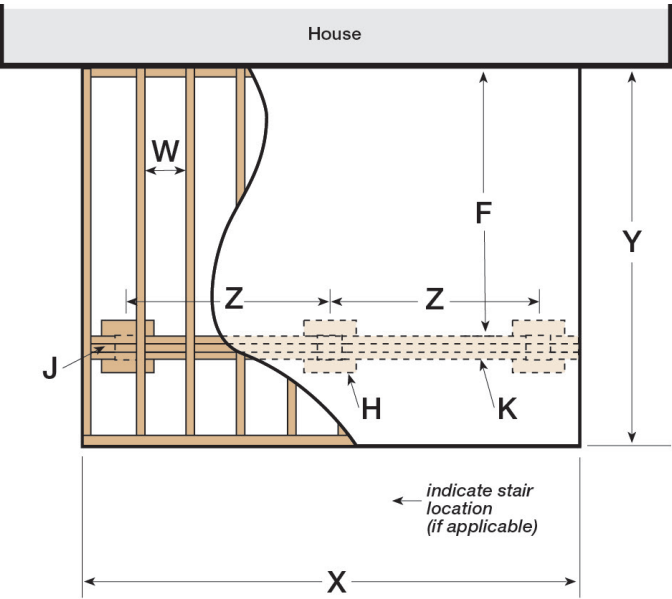
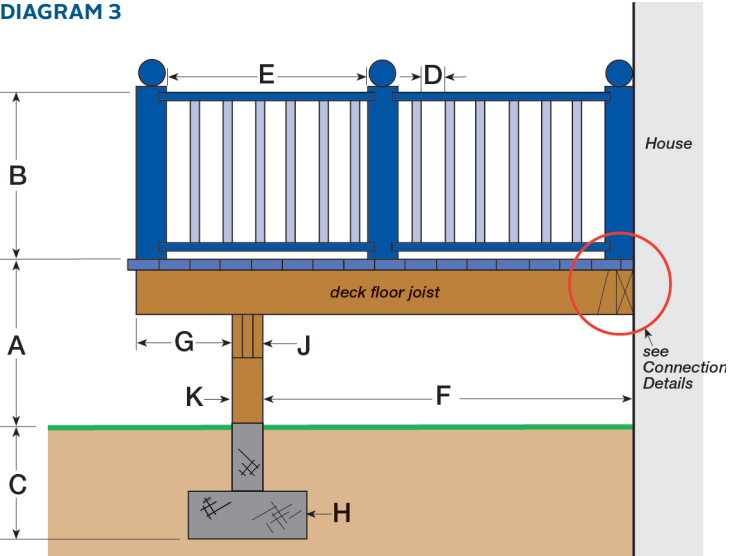


DIAGRAM 3



Specifications

Please provide the following dimensional information (use diagrams 2 and 3 as a guide)

		DIMENSION
A	Height of deck above finished ground level	
B	Height of deck guard: If "A" is equal to or less than 6 ft, required 36 in If "A" is greater than 6 ft, required 42 in	
C	Footing depth below grade for frost protection - 4 ft minimum	
D	Openings in the guard - maximum 4 in opening	
E	Distance between posts	
F	Span of floor joist - table other side	
G	Cantilever (if applicable)	
H	Column footing size - width and thickness	
J	Beam size - table other side	
K	Wood column supporting wood beam - minimum column size 6 in x 6 in	
W	Joist size and spacing	
X	Deck width	
Y	Deck length	
Z	Distance between support columns	

Connection Details

