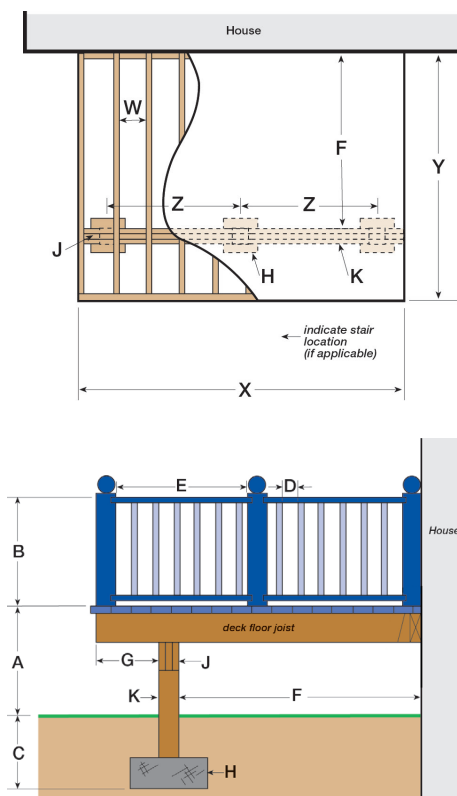


Sample Deck Construction Plan

Indicate construction details outlined in the plan and elevation below. Also, please indicate the location of the deck on the site plan.



Please provide dimensional information (use diagrams as a guide)					
A	Height above finished ground level		H	Column footing size	
B	Height of guard		J	Beam size	
C	Footing depth below grade for frost protection - 1.2 m (4 ft) minimum		K	Column supporting beam - minimum column size 140 mm x 140 mm (6 in x 6 in)	
D	Openings in the guard - maximum 100 mm (4 in)		W	Joist size and spacing	
E	Distance between posts		X	Deck width	
F	Span of floor joist		Y	Deck length	
G	Cantilever (if applicable)		Z	Distance between columns	

Pools

Frequently Asked Questions

What do I need to apply for a permit?

- Complete digital plans, showing all structural components.
 - Site plan showing the proposed location of the project in relation to any other buildings on the property, the property lines, and watercourses.
 - All applicable fees and deposits.
 - If the property is serviced by a sanitary sewer system a Lot Grading Permit is required.
- Note – project must be completed within six weeks of issue date.
- Find more details and get started with your Online permit application on Halifax.ca.

How much will my permit cost?

The permit fee to install a pool is based on \$5.50 per \$1000.00 of the estimated value of the project with a minimum \$25.00 fee and a Development Permit fee of \$50.00. Depending on the complexity of your project, additional fees may be required. Please consult our fees schedule at www.halifax.ca.

Do I need to call for inspections?

Once your permit is issued, an inspection can be requested within your customer portal of the Online Permit System.

How long will it take to get a permit?

Permit processing times vary based on the volume and complexity of current permit applications.

Do I require a fence if I build a deck around my pool?

If the combined height of your deck and rail exceeds 5' from grade, you do not require a separate enclosure. If there are steps from the deck to the ground, a 5' high self-closing, self-latching gate is required at the top of the stairs.

Where can I make an application for a permit?

Apply for permits Online at Halifax.ca

How can I pay for my permit?

In order for a permit application to be submitted online it must be paid in full using either Visa, MasterCard, Visa Debit, Mastercard Debit or Amex. (Only one tender type is accepted via our online payment system.)

If you do not want to pay online, you can pay for your permit by dropping off a cheque at:

Bayers Road Centre, 7071 Bayers Road, 2nd Floor Towers, Halifax, NS B3L 4P3

8:30 a.m. to 4:30 p.m. Monday to Friday

Be sure to include the permit number on the cheque.

HALIFAX

MAR 2021

Pools

Inground & Above Ground

HALIFAX

Residents locating a pool on their property in Halifax are required to obtain a permit. In obtaining a permit, details of locating the pool, fencing and security (ie: gates and latching devices) must be identified.

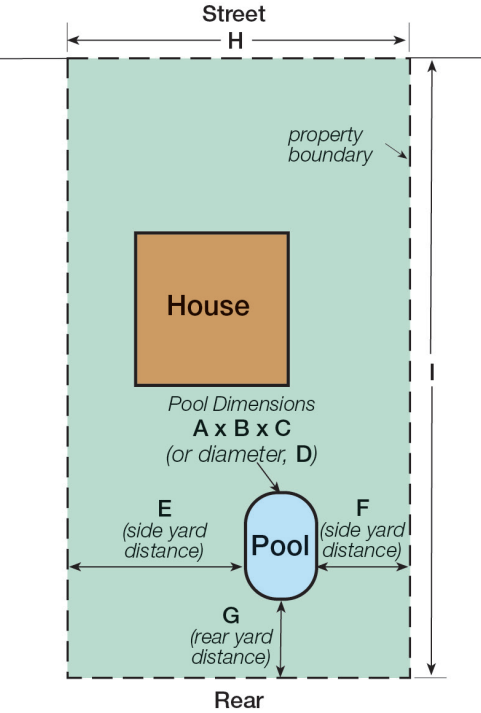
Definition

A swimming pool is defined in By-law S-700 as an artificial body of water outside a building, excluding ponds, having more than 100 square feet of surface area that is designed or intended to be used for swimming purposes and contains or is capable of containing a water depth of more than 24 inches.

Therefore the swimming pool by-law applies to all pools which have a diameter of 11 feet or more and are capable of containing water to a depth of 24 inches.

Sample Site Plan

Indicate the distances from your property boundary to the proposed pool including the location and height of the enclosing fence.



Note:
Identify location of enclosing fence

Dimensions	
A (width)=	
B (length)=	
C (height)=	
D =	
E =	
F =	
G =	
H =	
I =	

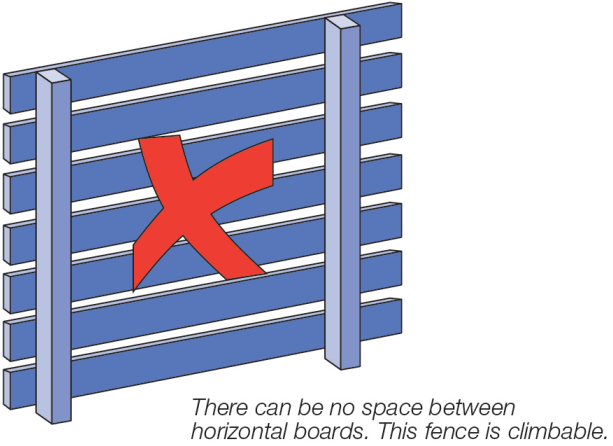
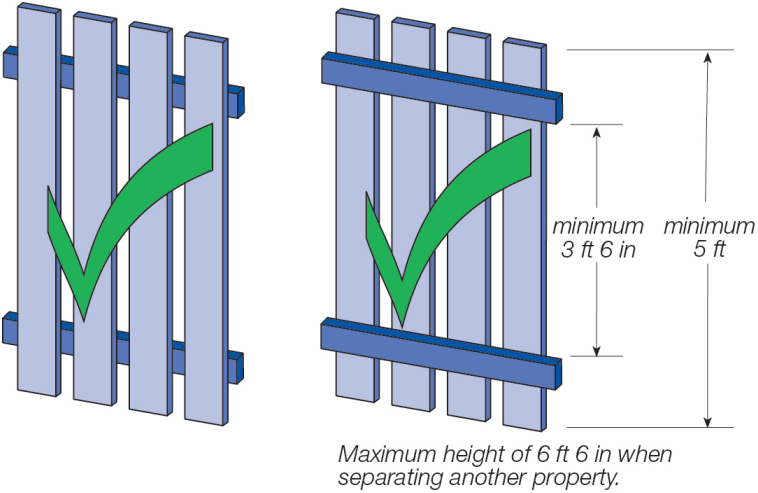
Fences and Enclosures

All swimming pools shall be completely enclosed by a 5 foot high fence that does not have any openings (between rails) that are greater than 4 inches. The fence shall be constructed so that it does not facilitate climbing.

Please note that chain link and privacy lattice have been determined to meet the above requirements.

Fence Construction

Indicate the type of fence construction to be used.



Automatic Latches and Self-Closing Devices

Gates must be self-closing and self-latching. The illustrations below show examples that meet these requirements.

Automatic Latches and Self-closing Devices

Identify type of latches to be incorporated.

