

ORGANICS GREEN CART
















All Food Waste: Fruit and vegetable peelings, table scraps, meat, fish, dairy products, cooking oil and fat (cool, wipe with paper towel and place in green cart), bread, rice, pasta, bones, coffee grounds, filters, tea bags and eggshells.

Plant Waste: Leaves, plants, flowers and natural Christmas trees (remove all plastic, ornaments, metal, stands and tree bags).

Soiled Paper:

Food napkins, kitchen paper towels.

Not for the Green Cart:

-  Ashes
-  Cans, bottles or glass
-  Corrugated cardboard (pizza boxes)
-  Decorations or wire wreaths
-  Grass clippings
-  Milk containers
-  Newspapers, magazines or shredded paper
-  Paper, coffee or styrofoam cups
-  Pet or animal waste
-  Plastic/biodegradable/compostable bags
-  Rocks, logs or tree trunks
-  Soil or sods
-  Waxed/film packaging

 *Wet food waste may be wrapped in boxboard or one sheet of paper.*

Flip page to learn how organics work 

RECYCLING

BLUE BAG, PAPER & CARDBOARD



1 Blue Bag Recyclables: Place in a clear or see-through blue bag

- All deposit-bearing containers (place all caps in garbage)
- All plastic containers (no styrofoam)
- Glass bottles and jars
- Steel and aluminum cans
- Clean aluminum foil and plates
- All milk containers
- Mini Sips and Tetra Juice Paks
- Plastic bags including: grocery, retail, bread, bubble wrap, dry cleaning and frozen food bags. Remember to remove all receipts. Please stuff all bags inside a grocery bag, tie and place in blue bag.

2 Paper Recycling: Place in a grocery bag, retail or clear bag

Dry and clean paper, newspaper, flyers, glossy magazines, catalogues, envelopes, paper egg cartons, paperbacks, phonebooks, shredded paper, and receipts.

3 Corrugated Cardboard: Fold boxes flat and place in your recycling area.

- Appliance boxes
- Pizza boxes

Flip page to learn how recycling works 


GARBAGE

BAG



Place in secured bag inside the commercial garbage container

- Aerosol cans (empty)
- Aluminum foil (soiled)
- Ashes (cold)
- Bathroom waste
- Broken glass (wrapped)
- Bulky items (furniture, stoves, etc.)
- Ceramics
- Diapers (disposable)
- Dishes
- Floor sweepings
- Frozen juice cans
- Latex gloves
- Light bulbs
- Mattress and boxspring
- Motor oil containers (empty)
- Packaging (non-recyclable)
- Paint cans (empty or dry)
- Paper, coffee or styrofoam cups
- Pet/animal waste
- Plastic wrap (soiled)
- Potato chip bags
- Styrofoam
- Tissue
- Toothpaste tubes
- Toys (broken)
- Vacuum cleaner bags
- Wallpaper

Flip page to learn how garbage works 

SPECIAL WASTE

HSW DEPOT

Call **311** or visit halifax.ca/recycle for hours and locations for drop off



Take these items to the HSW Depot:

- Aerosol cans containing hazardous substances
- Batteries of all types
- BBQ propane tanks
- Fuel oil
- Gasoline
- Leftover corrosive cleaners
- Motor oil (or contact your oil retailer for a used oil drop-off site near you)
- Pesticides/herbicides
- Pharmaceuticals and drugs
- Small propane cylinders (e.g. camp fuel)
- Solvents and thinners

 *Leftover liquid paint should be returned to the ENVIRO-DEPOT™ in your neighbourhood. Visit regeneration.ca or call 1-888-772-9772.*

 *Drop-off locations for alkaline and rechargeable batteries can be found at call2recycle.ca*

Flip to learn how special waste works 

Questions?

Note: It is important to consult your building manager about waste storage locations specific to your building.

ORGANICS

Many retailers offer mini-bins for sale in their cleaning supply aisle. Free alternatives to purchasing a mini-bin include reusing ice cream containers, plastic laundry or cat litter pails.

No plastic, including bags labelled compostable or biodegradable plastic, are accepted as mini-bin liners.

Place wet food waste (e.g. meat, fish) in boxboard (cereal or cracker boxes) or wrap using one sheet of newspaper.

Fruit flies are more common during warm weather. In the kitchen capture fruit flies with a bowl of vinegar covered with plastic wrap with several holes in it. Empty as required.

Flip page to learn what organics are 

RECYCLING

There are 3 different procedures for sorting recycling.

1 Blue Bag Recyclables: Place in a clear or see-through blue bag.

Plastic Bags: Please stuff all plastic grocery and retail bags into one grocery bag (remember to remove receipts first). Tie at the top and place in blue bag.

2 Paper Products: Keep paper dry and separate from blue bag recyclables. Gather newspaper and other recyclable paper in a grocery bag.

3 Corrugated Cardboard: Fold boxes flat and place in your recycling area.


Flip page to learn what recyclables are 


GARBAGE

Excess Garbage and Renovation Waste: Visit Halifax.ca/recycle or call **311** for disposal facility locations, fees and hours.

Special Notes: Passenger vehicle tires and certain electronics are not accepted as garbage.

For information on the return to retail program to recycle tires, visit putwasteinitsplace.ca. To locate an electronics drop off site visit recycleMYelectronics.ca.

Flip page to learn what garbage is 

 Talk to your building manager, superintendent or landlord about waste disposal arrangements – placement, times, days and locations.

SPECIAL WASTE

Household special waste generated in your unit can be taken to the Household Special Waste (HSW) Depot, 20 Horseshoe Lake Drive, Bayer's Lake Business Park. The depot is open select Saturdays. Check the schedule at halifax.ca/recycle or call 311.

Who is Eligible: Residents of the Halifax region only. No business waste is permitted at the HSW Depot.

Paint: If you have empty paint cans or small amounts of paint, air dry or mix with sand or kitty litter, then place with regular garbage. Do not bring empty paint cans to the HSW Depot.

Used Motor Oil: Contact your oil retailer or a used oil drop-off site near you.

Batteries: Visit call2recycle.ca for a collection location.

Sharps: You can pick up a free Safe Sharps container at your local pharmacy or Canadian Diabetes Association Supply Centre and return it when full.

Do not put used sharps in plastic bottles or jugs. That poses a danger for workers handling waste and is not a proper method for sharps disposal.

For more information about special waste materials, visit halifax.ca/recycle or call **311**.

Flip page to learn what special waste is 

RECYCLING AND COMPOSTING IS THE LAW

Recyclable and compostable materials are banned from landfill disposal. Apartment buildings in the Halifax region are required to provide tenants with access to commercial containers for separation of organics, blue bag recyclables, paper recyclables, corrugated cardboard and garbage. Bins and/or designated collection areas must be properly labeled with the material type.

If your building does not provide recycling or composting, or if you are a building manager who needs assistance setting up a program, please call **311** to report.

Tenants are responsible to separate waste in their unit and follow your building's recycling and composting program.



Call **311** or visit halifax.ca/recycle for more information including Household Special Waste Depot hours of operation.



Printed with vegetable-based inks on paper that contains post-consumer fibre. Please recycle this guide after use.

